

ZFHX1B Antibody (monoclonal) (M03)

Mouse monoclonal antibody raised against a partial recombinant ZFHX1B.

Catalog # AT4572a

Specification

ZFHX1B Antibody (monoclonal) (M03) - Product Information

Application	IF, WB
Primary Accession	O60315
Other Accession	NM_014795.2
Reactivity	Human
Host	mouse
Clonality	Monoclonal
Isotype	IgG2a Kappa
Calculated MW	136447

ZFHX1B Antibody (monoclonal) (M03) - Additional Information

Gene ID 9839

Other Names

Zinc finger E-box-binding homeobox 2, Smad-interacting protein 1, SMADIP1, Zinc finger homeobox protein 1b, ZEB2, KIAA0569, SIP1, ZFHX1B, ZFX1B

Target/Specificity

ZFHX1B (NP_055610.1, 1115 a.a. ~ 1214 a.a) partial recombinant protein with GST tag. MW of the GST tag alone is 26 KDa.

Dilution

WB~~1:500~1000

Format

Clear, colorless solution in phosphate buffered saline, pH 7.2 .

Storage

Store at -20°C or lower. Aliquot to avoid repeated freezing and thawing.

Precautions

ZFHX1B Antibody (monoclonal) (M03) is for research use only and not for use in diagnostic or therapeutic procedures.

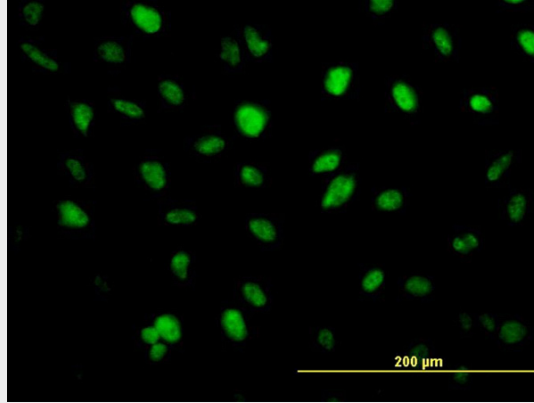
ZFHX1B Antibody (monoclonal) (M03) - Protocols

Provided below are standard protocols that you may find useful for product applications.

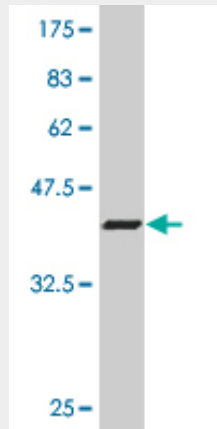
- [Western Blot](#)
- [Blocking Peptides](#)
- [Dot Blot](#)

- [Immunohistochemistry](#)
- [Immunofluorescence](#)
- [Immunoprecipitation](#)
- [Flow Cytometry](#)
- [Cell Culture](#)

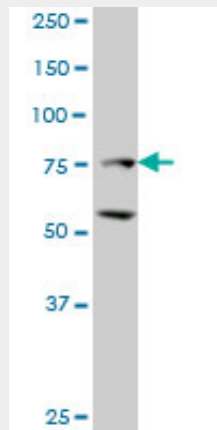
ZFHX1B Antibody (monoclonal) (M03) - Images



Immunofluorescence of monoclonal antibody to ZFHX1B on HeLa cell. [antibody concentration 10 ug/ml]



Antibody Reactive Against Recombinant Protein. Western Blot detection against Immunogen (37.11 KDa) .



ZFHX1B monoclonal antibody (M03), clone 2D12. Western Blot analysis of ZFHX1B expression in

Hela S3 NE ((Cat # AT4572a)

ZFH1B Antibody (monoclonal) (M03) - Background

The protein encoded by this gene is a member of the Zfh1 family of 2-handed zinc finger/homeodomain proteins. It is located in the nucleus and functions as a DNA-binding transcriptional repressor that interacts with activated SMADs. Mutations in this gene are associated with Hirschsprung disease/Mowat-Wilson syndrome. Alternatively spliced transcript variants have been found for this gene.

ZFH1B Antibody (monoclonal) (M03) - References

1.The tumor-promoting activity of 2-acetylaminofluorene is associated with disruption of the p53 signaling pathway and the balance between apoptosis and cell proliferation.Pogribny IP, Muskhelishvili L, Tryndyak VP, Beland FA.Toxicol Appl Pharmacol. 2009 Mar 15;235(3):305-11. Epub 2009 Jan 6.

ZFH1B Antibody (monoclonal) (M03) - Citations

- [MicroRNA-200 family members and ZEB2 are associated with brain metastasis in gastric adenocarcinoma.](#)