

**YY1 Antibody (monoclonal) (M03)**  
**Mouse monoclonal antibody raised against a partial recombinant YY1.**  
**Catalog # AT4564a**

**Specification**

---

**YY1 Antibody (monoclonal) (M03) - Product Information**

Application	IF, WB, IHC, E
Primary Accession	<a href="#">P25490</a>
Other Accession	<a href="#">NM_003403</a>
Reactivity	Human
Host	mouse
Clonality	Monoclonal
Isotype	IgG1 Kappa
Calculated MW	44713

**YY1 Antibody (monoclonal) (M03) - Additional Information**

**Gene ID** 7528

**Other Names**

Transcriptional repressor protein YY1, Delta transcription factor, INO80 complex subunit S, NF-E1, Yin and yang 1, YY-1, YY1, INO80S

**Target/Specificity**

YY1 (NP\_003394, 221 a.a. ~ 320 a.a) partial recombinant protein with GST tag. MW of the GST tag alone is 26 KDa.

**Dilution**

WB~~1:500~1000

**Format**

Clear, colorless solution in phosphate buffered saline, pH 7.2 .

**Storage**

Store at -20°C or lower. Aliquot to avoid repeated freezing and thawing.

**Precautions**

YY1 Antibody (monoclonal) (M03) is for research use only and not for use in diagnostic or therapeutic procedures.

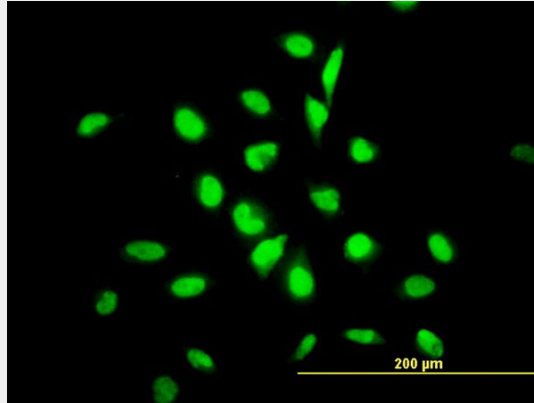
**YY1 Antibody (monoclonal) (M03) - Protocols**

Provided below are standard protocols that you may find useful for product applications.

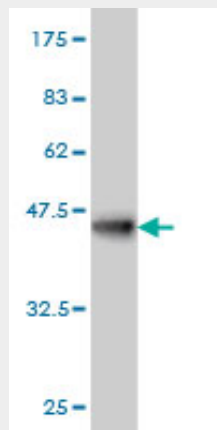
- [Western Blot](#)
- [Blocking Peptides](#)
- [Dot Blot](#)

- [Immunohistochemistry](#)
- [Immunofluorescence](#)
- [Immunoprecipitation](#)
- [Flow Cytometry](#)
- [Cell Culture](#)


### YY1 Antibody (monoclonal) (M03) - Images



Immunofluorescence of monoclonal antibody to YY1 on HeLa cell. [antibody concentration 10 ug/ml]

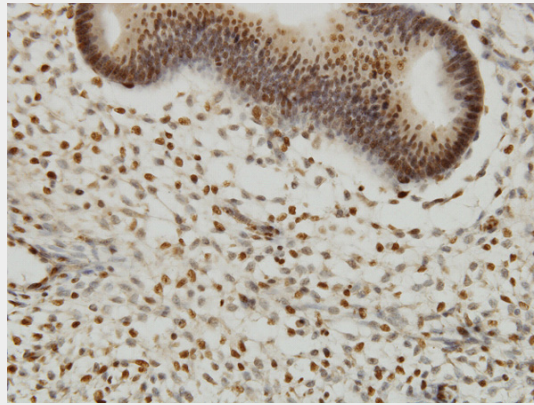


Antibody Reactive Against Recombinant Protein. Western Blot detection against Immunogen (36.74 KDa) .

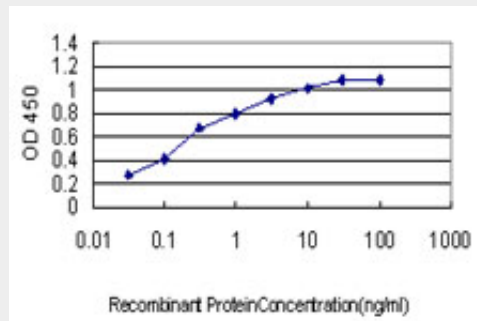


YY1 monoclonal antibody (M03), clone 4D2 Western Blot analysis of YY1 expression in HeLa S3 NE

( Cat # AT4564a )



Immunoperoxidase of monoclonal antibody to YY1 on formalin-fixed paraffin-embedded human endometrium. [antibody concentration 3 ug/ml]



Detection limit for recombinant GST tagged YY1 is approximately 0.03ng/ml as a capture antibody.

### **YY1 Antibody (monoclonal) (M03) - Background**

YY1 is a ubiquitously distributed transcription factor belonging to the GLI-Kruppel class of zinc finger proteins. The protein is involved in repressing and activating a diverse number of promoters. YY1 may direct histone deacetylases and histone acetyltransferases to a promoter in order to activate or repress the promoter, thus implicating histone modification in the function of YY1.

### **YY1 Antibody (monoclonal) (M03) - References**

CXCR4/YY1 inhibition impairs VEGF network and angiogenesis during malignancy. de Nigris F, et al. Proc Natl Acad Sci U S A, 2010 Aug 10. PMID 20660740. Transcription factor YY1 interacts with retroviral integrases and facilitates integration of moloney murine leukemia virus cDNA into the host chromosomes. Inayoshi Y, et al. J Virol, 2010 Aug. PMID 20519390. Repressors NFI and NFY participate in organ-specific regulation of von Willebrand factor promoter activity in transgenic mice. Nassiri M, et al. Arterioscler Thromb Vasc Biol, 2010 Jul. PMID 20431063. Identification of Yin Yang 1-interacting partners at -1026C/A in the human iNOS promoter. Li W, et al. Arch Biochem Biophys, 2010 Jun 15. PMID 20430007. Identification of a Smad4/YY1-recognized and BMP2-responsive transcriptional regulatory module in the promoter of mouse GABA transporter subtype I (Gat1) gene. Yao M, et al. J Neurosci, 2010 Mar 17. PMID 20237276.