

VAMP1 Antibody (monoclonal) (M01)

Mouse monoclonal antibody raised against a partial recombinant VAMP1.

Catalog # AT4499a

Specification

VAMP1 Antibody (monoclonal) (M01) - Product Information

Application	WB, E
Primary Accession	P23763
Other Accession	NM_014231
Reactivity	Human
Host	mouse
Clonality	Monoclonal
Isotype	IgG2a Lambda
Calculated MW	12902

VAMP1 Antibody (monoclonal) (M01) - Additional Information

Gene ID 6843

Other Names

Vesicle-associated membrane protein 1, VAMP-1, Synaptobrevin-1, VAMP1, SYB1

Target/Specificity

VAMP1 (NP_055046, 28 a.a. ~ 96 a.a) partial recombinant protein with GST tag. MW of the GST tag alone is 26 KDa.

Dilution

WB ~ 1:500 ~ 1000

Format

Clear, colorless solution in phosphate buffered saline, pH 7.2 .

Storage

Store at -20°C or lower. Aliquot to avoid repeated freezing and thawing.

Precautions

VAMP1 Antibody (monoclonal) (M01) is for research use only and not for use in diagnostic or therapeutic procedures.

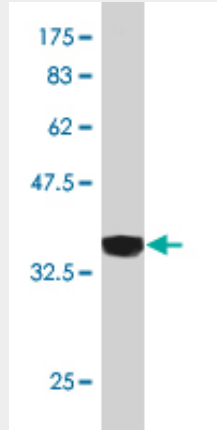
VAMP1 Antibody (monoclonal) (M01) - Protocols

Provided below are standard protocols that you may find useful for product applications.

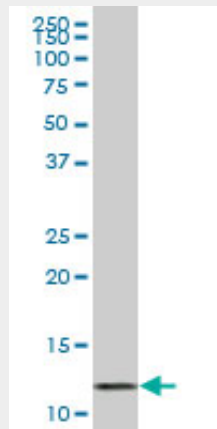
- [Western Blot](#)
- [Blocking Peptides](#)
- [Dot Blot](#)
- [Immunohistochemistry](#)

- [Immunofluorescence](#)
- [Immunoprecipitation](#)
- [Flow Cytometry](#)
- [Cell Culture](#)

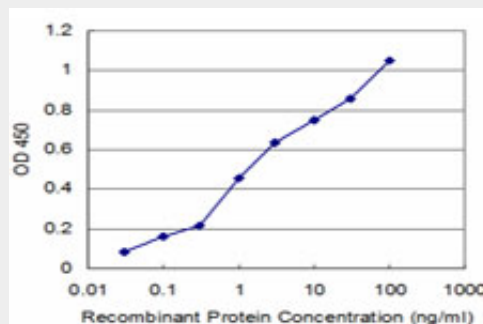
VAMP1 Antibody (monoclonal) (M01) - Images



Antibody Reactive Against Recombinant Protein. Western Blot detection against Immunogen (33.33 KDa) .



VAMP1 monoclonal antibody (M01), clone 5F3. Western Blot analysis of VAMP1 expression in HepG2 ((Cat # AT4499a)



Detection limit for recombinant GST tagged VAMP1 is approximately 0.1ng/ml as a capture antibody.

VAMP1 Antibody (monoclonal) (M01) - Background

Synaptobrevins/VAMPs, syntaxins, and the 25-kD synaptosomal-associated protein SNAP25 are the main components of a protein complex involved in the docking and/or fusion of synaptic vesicles with the presynaptic membrane. VAMP1 is a member of the vesicle-associated membrane protein (VAMP)/synaptobrevin family. Multiple alternative splice variants that encode proteins with alternative carboxy ends have been described, but the full-length nature of some variants has not been defined.

VAMP1 Antibody (monoclonal) (M01) - References

Heterogeneous expression of SNARE proteins SNAP-23, SNAP-25, Syntaxin1 and VAMP in human parathyroid tissue. Lu M, et al. Mol Cell Endocrinol, 2008 Jun 11. PMID 18457912. Genome-wide association with bone mass and geometry in the Framingham Heart Study. Kiel DP, et al. BMC Med Genet, 2007 Sep 19. PMID 17903296. Redifferentiation of dedifferentiated chondrocytes and chondrogenesis of human bone marrow stromal cells via chondrosphere formation with expression profiling by large-scale cDNA analysis. Imabayashi H, et al. Exp Cell Res, 2003 Aug 1. PMID 12878157. Generation and initial analysis of more than 15,000 full-length human and mouse cDNA sequences. Strausberg RL, et al. Proc Natl Acad Sci U S A, 2002 Dec 24. PMID 12477932. Munc 18a binding to syntaxin 1A and 1B isoforms defines its localization at the plasma membrane and blocks SNARE assembly in a three-hybrid system assay. Perez-Brangul F, et al. Mol Cell Neurosci, 2002 Jun. PMID 12093152.