

TUBB2 Antibody (monoclonal) (M02)**Mouse monoclonal antibody raised against a full length recombinant TUBB4B.****Catalog # AT4405a****Specification**

TUBB2 Antibody (monoclonal) (M02) - Product Information

Application	IF, WB
Primary Accession	P68371
Other Accession	BC001911
Reactivity	Human
Host	mouse
Clonality	Monoclonal
Isotype	IgG1 Kappa
Calculated MW	49831

TUBB2 Antibody (monoclonal) (M02) - Additional Information**Gene ID** 10383**Other Names**

Tubulin beta-4B chain, Tubulin beta-2 chain, Tubulin beta-2C chain, TUBB4B, TUBB2C

Target/Specificity

TUBB4B (AAH01911, 1 a.a. ~ 445 a.a) full-length recombinant protein with GST tag. MW of the GST tag alone is 26 KDa.

Dilution

WB~~1:500~1000

Format

Clear, colorless solution in phosphate buffered saline, pH 7.2 .

Storage

Store at -20°C or lower. Aliquot to avoid repeated freezing and thawing.

Precautions

TUBB2 Antibody (monoclonal) (M02) is for research use only and not for use in diagnostic or therapeutic procedures.

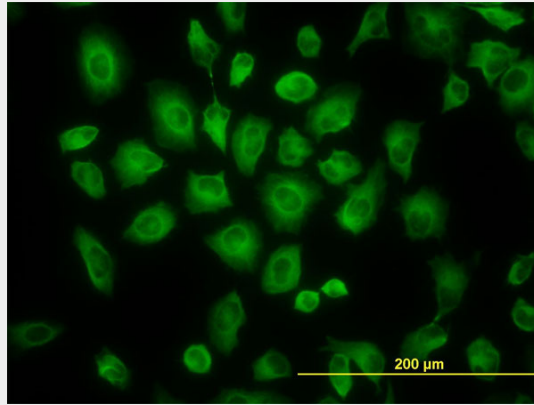
TUBB2 Antibody (monoclonal) (M02) - Protocols

Provided below are standard protocols that you may find useful for product applications.

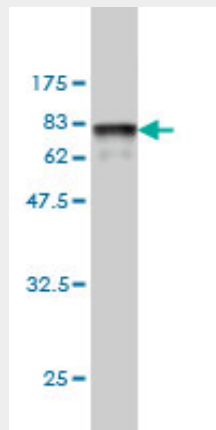
- [Western Blot](#)
- [Blocking Peptides](#)
- [Dot Blot](#)
- [Immunohistochemistry](#)

- [Immunofluorescence](#)
- [Immunoprecipitation](#)
- [Flow Cytometry](#)
- [Cell Culture](#)

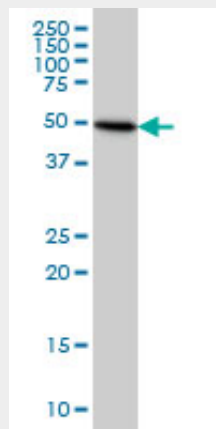
TUBB2 Antibody (monoclonal) (M02) - Images



Immunofluorescence of monoclonal antibody to TUBB4B on HeLa cell. [antibody concentration 30 ug/ml]



Antibody Reactive Against Recombinant Protein. Western Blot detection against Immunogen (74.47 KDa) .



TUBB4B monoclonal antibody (M02), clone 1G3 Western Blot analysis of TUBB4B expression in HeLa ((Cat # AT4405a)

TUBB2 Antibody (monoclonal) (M02) - References

Natural product derivative Bis(4-fluorobenzyl)trisulfide inhibits tumor growth by modification of beta-tubulin at Cys 12 and suppression of microtubule dynamics. Xu W, et al. Mol Cancer Ther, 2009 Dec. PMID 19996274. Proteomic comparison of nasopharyngeal cancer cell lines C666-1 and NP69 identifies down-regulation of annexin II and beta2-tubulin for nasopharyngeal carcinoma. Chan CM, et al. Arch Pathol Lab Med, 2008 Apr. PMID 18384219. Systematic analysis of the protein interaction network for the human transcription machinery reveals the identity of the 7SK capping enzyme. Jeronimo C, et al. Mol Cell, 2007 Jul 20. PMID 17643375. Global, in vivo, and site-specific phosphorylation dynamics in signaling networks. Olsen JV, et al. Cell, 2006 Nov 3. PMID 17081983. Identification of intrahepatic cholangiocarcinoma related genes by comparison with normal liver tissues using expressed sequence tags. Wang AG, et al. Biochem Biophys Res Commun, 2006 Jul 7. PMID 16712791.