

TSPAN8 Antibody (monoclonal) (M02)

Mouse monoclonal antibody raised against a partial recombinant TSPAN8.

Catalog # AT4381a

Specification

TSPAN8 Antibody (monoclonal) (M02) - Product Information

Application	IF, WB, E
Primary Accession	P19075
Other Accession	NM_004616
Reactivity	Human
Host	Mouse
Clonality	Monoclonal
Isotype	IgG3 Lambda
Calculated MW	26044

TSPAN8 Antibody (monoclonal) (M02) - Additional Information

Gene ID 7103

Other Names

Tetraspanin-8, Tspan-8, Transmembrane 4 superfamily member 3, Tumor-associated antigen CO-029, TSPAN8, TM4SF3

Target/Specificity

TSPAN8 (NP_004607, 110 a.a. ~ 205 a.a) partial recombinant protein with GST tag. MW of the GST tag alone is 26 KDa.

Dilution

WB~~1:500~1000

Format

Clear, colorless solution in phosphate buffered saline, pH 7.2 .

Storage

Store at -20°C or lower. Aliquot to avoid repeated freezing and thawing.

Precautions

TSPAN8 Antibody (monoclonal) (M02) is for research use only and not for use in diagnostic or therapeutic procedures.

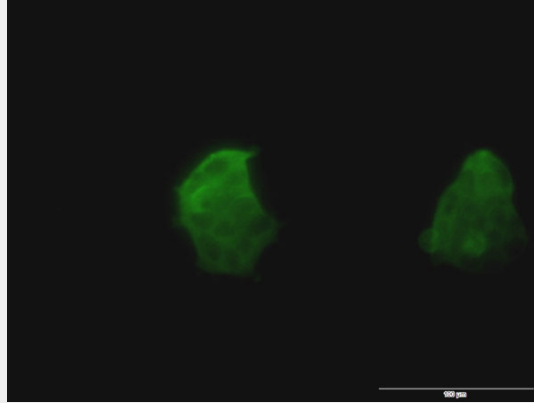
TSPAN8 Antibody (monoclonal) (M02) - Protocols

Provided below are standard protocols that you may find useful for product applications.

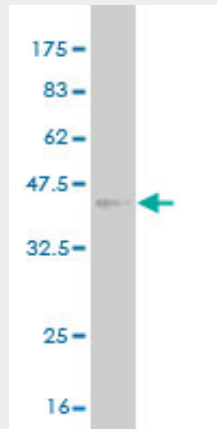
- [Western Blot](#)
- [Blocking Peptides](#)
- [Dot Blot](#)

- [Immunohistochemistry](#)
- [Immunofluorescence](#)
- [Immunoprecipitation](#)
- [Flow Cytometry](#)
- [Cell Culture](#)

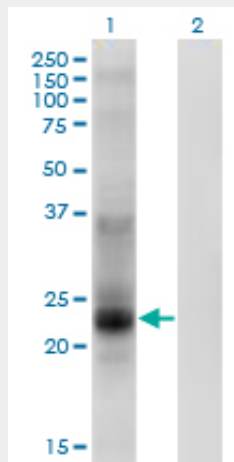
TSPAN8 Antibody (monoclonal) (M02) - Images



Immunofluorescence of monoclonal antibody to TSPAN8 on 293 cell . [antibody concentration 10 ug/ml]

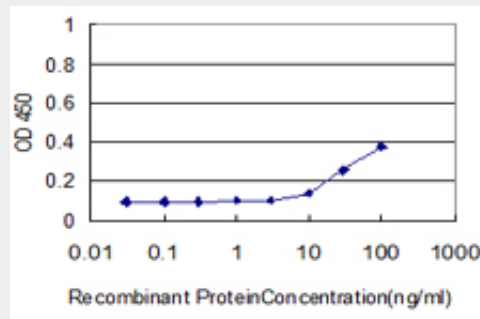


Antibody Reactive Against Recombinant Protein. Western Blot detection against Immunogen (36.3 KDa) .



Western Blot analysis of TSPAN8 expression in transfected 293T cell line by TSPAN8 monoclonal antibody (M02), clone 1E5.

Lane 1: TSPAN8 transfected lysate (Predicted MW: 26.1 KDa).
Lane 2: Non-transfected lysate.



Detection limit for recombinant GST tagged TSPAN8 is approximately 10ng/ml as a capture antibody.

TSPAN8 Antibody (monoclonal) (M02) - Background

The protein encoded by this gene is a member of the transmembrane 4 superfamily, also known as the tetraspanin family. Most of these members are cell-surface proteins that are characterized by the presence of four hydrophobic domains. The proteins mediate signal transduction events that play a role in the regulation of cell development, activation, growth and motility. This encoded protein is a cell surface glycoprotein that is known to complex with integrins. This gene is expressed in different carcinomas. The use of alternate polyadenylation sites has been found for this gene.

TSPAN8 Antibody (monoclonal) (M02) - References

1. TM4SF3 promotes esophageal carcinoma metastasis via upregulating ADAM12m expression. Zhou Z, Ran YL, Hu H, Pan J, Li ZF, Chen LZ, Sun LC, Peng L, Zhao XL, Yu L, Sun LX, Yang ZH. Clin Exp Metastasis. 2008;25(5):537-48. Epub 2008 Mar 26.