

TRIM25 Antibody (monoclonal) (M03)

Mouse monoclonal antibody raised against a partial recombinant TRIM25.

Catalog # AT4347a

Specification

TRIM25 Antibody (monoclonal) (M03) - Product Information

Application	IF, WB, IHC
Primary Accession	O14258
Other Accession	NM_005082
Reactivity	Human
Host	mouse
Clonality	Monoclonal
Isotype	IgG1 Kappa
Calculated MW	70973

TRIM25 Antibody (monoclonal) (M03) - Additional Information

Gene ID 7706

Other Names

E3 ubiquitin/ISG15 ligase TRIM25, 632n3, Estrogen-responsive finger protein, RING finger protein 147, Tripartite motif-containing protein 25, Ubiquitin/ISG15-conjugating enzyme TRIM25, Zinc finger protein 147, TRIM25, EFP, RNF147, ZNF147

Target/Specificity

TRIM25 (NP_005073, 211 a.a. ~ 310 a.a) partial recombinant protein with GST tag. MW of the GST tag alone is 26 KDa.

Dilution

WB~~1:500~1000

Format

Clear, colorless solution in phosphate buffered saline, pH 7.2 .

Storage

Store at -20°C or lower. Aliquot to avoid repeated freezing and thawing.

Precautions

TRIM25 Antibody (monoclonal) (M03) is for research use only and not for use in diagnostic or therapeutic procedures.

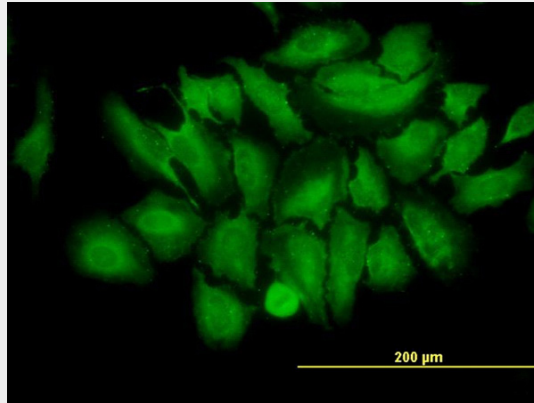
TRIM25 Antibody (monoclonal) (M03) - Protocols

Provided below are standard protocols that you may find useful for product applications.


- [Western Blot](#)
- [Blocking Peptides](#)

- [Dot Blot](#)
- [Immunohistochemistry](#)
- [Immunofluorescence](#)
- [Immunoprecipitation](#)
- [Flow Cytometry](#)
- [Cell Culture](#)

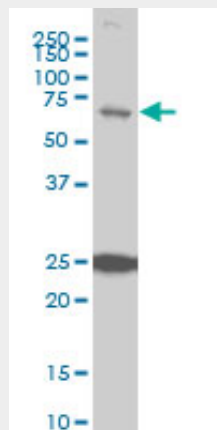
TRIM25 Antibody (monoclonal) (M03) - Images



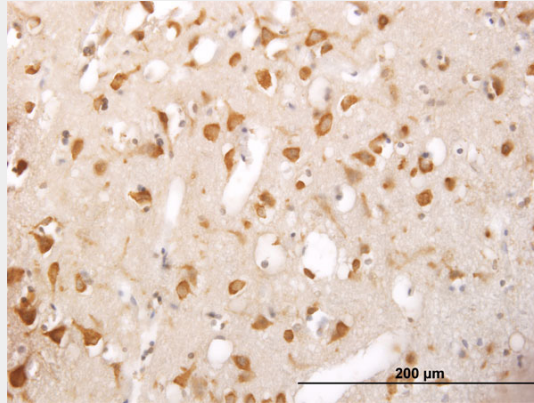
Immunofluorescence of monoclonal antibody to TRIM25 on HeLa cell. [antibody concentration 20 ug/ml]



Antibody Reactive Against Recombinant Protein. Western Blot detection against Immunogen (36.74 KDa) .



TRIM25 monoclonal antibody (M03), clone 5C3 Western Blot analysis of TRIM25 expression in Hela S3 NE ((Cat # AT4347a)



Immunoperoxidase of monoclonal antibody to TRIM25 on formalin-fixed paraffin-embedded human cerebral cortex. [antibody concentration 3 ug/ml]

TRIM25 Antibody (monoclonal) (M03) - Background

The protein encoded by this gene is a member of the tripartite motif (TRIM) family. The TRIM motif includes three zinc-binding domains, a RING, a B-box type 1 and a B-box type 2, and a coiled-coil region. The protein localizes to the cytoplasm. The presence of potential DNA-binding and dimerization-transactivation domains suggests that this protein may act as a transcription factor, similar to several other members of the TRIM family. Expression of the gene is upregulated in response to estrogen, and it is thought to mediate estrogen actions in breast cancer as a primary response gene.

TRIM25 Antibody (monoclonal) (M03) - References

The role of height-associated loci identified in genome wide association studies in the determination of pediatric stature. Zhao J, et al. BMC Med Genet, 2010 Jun 14. PMID 20546612. Expression of Efp, VEGF and bFGF in normal, hyperplastic and malignant endometrial tissue. Dai H, et al. Oncol Rep, 2010 Mar. PMID 20127022. Influenza A virus NS1 targets the ubiquitin ligase TRIM25 to evade recognition by the host viral RNA sensor RIG-I. Gack MU, et al. Cell Host Microbe, 2009 May 8. PMID 19454348. Influenza A virus TRIMs the type I interferon response. Ludwig S, et al. Cell Host Microbe, 2009 May 8. PMID 19454344. Regulation of the vascular endothelial growth factor and growth by estrogen and antiestrogens through Efp in Ishikawa endometrial carcinoma cells. Dai H, et al. Oncol Rep, 2009 Feb. PMID 19148513.