

TRAPPC4 Antibody (monoclonal) (M01)

Mouse monoclonal antibody raised against a full length recombinant TRAPPC4.

Catalog # AT4334a

Specification

TRAPPC4 Antibody (monoclonal) (M01) - Product Information

Application	IF, WB, E
Primary Accession	O9Y296
Other Accession	BC010866
Reactivity	Human, Mouse
Host	Mouse
Clonality	Monoclonal
Isotype	IgG1 Kappa
Calculated MW	24340

TRAPPC4 Antibody (monoclonal) (M01) - Additional Information

Gene ID 51399

Other Names

Trafficking protein particle complex subunit 4, Hematopoietic stem/progenitor cell protein 172, Synbindin, TRS23 homolog, TRAPPC4, SBDN

Target/Specificity

TRAPPC4 (AAH10866, 1 a.a. ~ 219 a.a) full-length recombinant protein with GST tag. MW of the GST tag alone is 26 KDa.

Dilution

WB~~1:500~1000

Format

Clear, colorless solution in phosphate buffered saline, pH 7.2 .

Storage

Store at -20°C or lower. Aliquot to avoid repeated freezing and thawing.

Precautions

TRAPPC4 Antibody (monoclonal) (M01) is for research use only and not for use in diagnostic or therapeutic procedures.

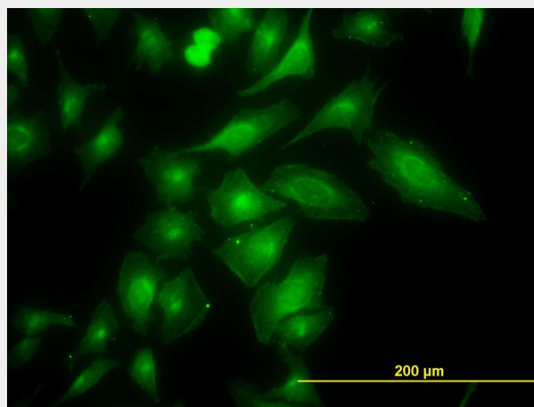
TRAPPC4 Antibody (monoclonal) (M01) - Protocols

Provided below are standard protocols that you may find useful for product applications.

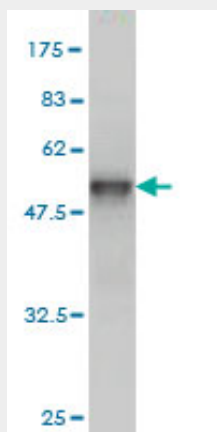
- [Western Blot](#)
- [Blocking Peptides](#)
- [Dot Blot](#)

- [Immunohistochemistry](#)
- [Immunofluorescence](#)
- [Immunoprecipitation](#)
- [Flow Cytometry](#)
- [Cell Culture](#)

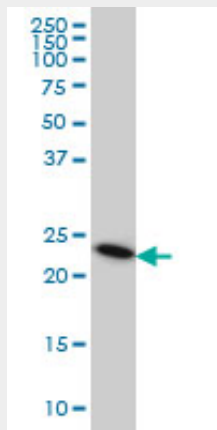
TRAPPC4 Antibody (monoclonal) (M01) - Images



Immunofluorescence of monoclonal antibody to TRAPPC4 on HeLa cell. [antibody concentration 30 ug/ml]

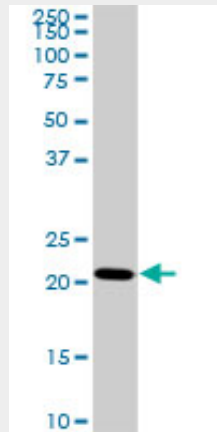


Antibody Reactive Against Recombinant Protein. Western Blot detection against Immunogen (49.83 KDa) .

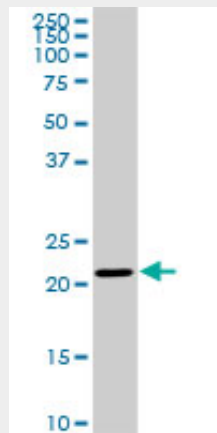


TRAPPC4 monoclonal antibody (M01), clone 2D10 Western Blot analysis of TRAPPC4 expression in

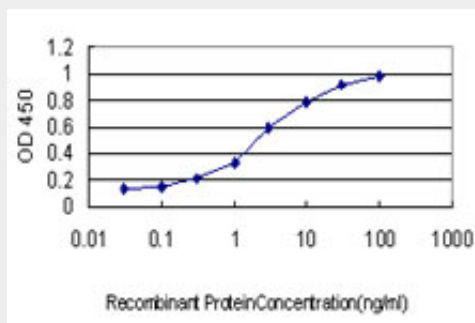
HeLa ((Cat # AT4334a)



TRAPPC4 monoclonal antibody (M01), clone 2D10. Western Blot analysis of TRAPPC4 expression in Raw 264.7 ((Cat # AT4334a)



TRAPPC4 monoclonal antibody (M01), clone 2D10. Western Blot analysis of TRAPPC4 expression in NIH/3T3 ((Cat # AT4334a)



Detection limit for recombinant GST tagged TRAPPC4 is approximately 0.03ng/ml as a capture antibody.

TRAPPC4 Antibody (monoclonal) (M01) - References

- 1.The Role of ERK2 in Colorectal Carcinogenesis Is Partly Regulated by TRAPPC4.Weng YR, Kong X, Yu YN, Wang YC, Hong J, Zhao SL, Fang JY*Mol Carcinog.* 2013 Apr 26. doi: 10.1002/mc.22031.
- 2.TRAPPC2L is a Novel, Highly Conserved TRAPP-Interacting Protein.Scrivens PJ, Shahrzad N, Moores A, Morin A, Brunet S, Sacher M.*Traffic.* 2009 Jun;10(6):724-36. Epub 2009 Mar 3.