

TRAF4 Antibody (monoclonal) (M01)**Mouse monoclonal antibody raised against a partial recombinant TRAF4.**

Catalog # AT4331a

Specification

TRAF4 Antibody (monoclonal) (M01) - Product Information

Application	WB, IHC, E
Primary Accession	O9BUZ4
Other Accession	BC001769
Reactivity	Human
Host	mouse
Clonality	Monoclonal
Isotype	IgG2a Kappa
Calculated MW	53543

TRAF4 Antibody (monoclonal) (M01) - Additional Information**Gene ID** 9618**Other Names**

TNF receptor-associated factor 4, Cysteine-rich domain associated with RING and Traf domains protein 1, Metastatic lymph node gene 62 protein, MLN 62, RING finger protein 83, TRAF4, CART1, MLN62, RNF83

Target/Specificity

TRAF4 (AAH01769, 371 a.a. ~ 470 a.a) partial recombinant protein with GST tag. MW of the GST tag alone is 26 KDa.

Dilution

WB~~1:500~1000

Format

Clear, colorless solution in phosphate buffered saline, pH 7.2 .

Storage

Store at -20°C or lower. Aliquot to avoid repeated freezing and thawing.

Precautions

TRAF4 Antibody (monoclonal) (M01) is for research use only and not for use in diagnostic or therapeutic procedures.

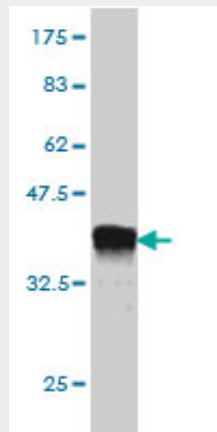
TRAF4 Antibody (monoclonal) (M01) - Protocols

Provided below are standard protocols that you may find useful for product applications.

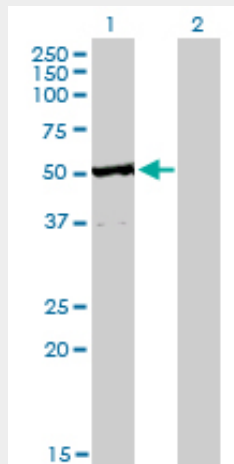
- [Western Blot](#)
- [Blocking Peptides](#)

- [Dot Blot](#)
- [Immunohistochemistry](#)
- [Immunofluorescence](#)
- [Immunoprecipitation](#)
- [Flow Cytometry](#)
- [Cell Culture](#)

TRAF4 Antibody (monoclonal) (M01) - Images

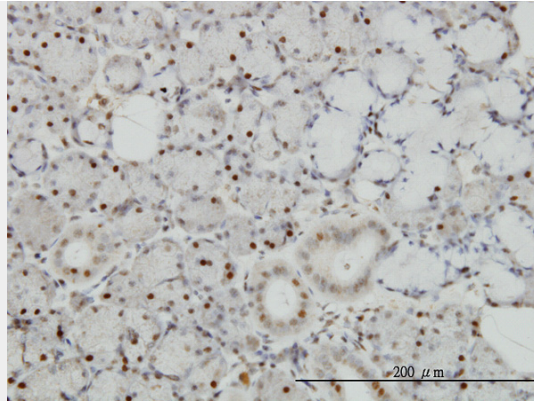


Antibody Reactive Against Recombinant Protein. Western Blot detection against Immunogen (36.63 KDa) .

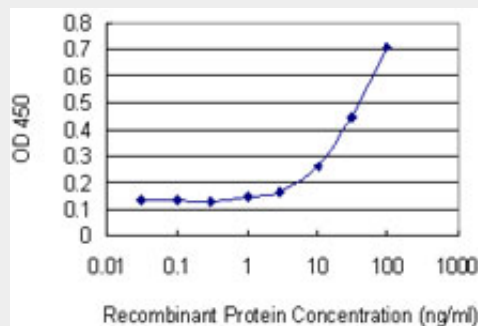


Western Blot analysis of TRAF4 expression in transfected 293T cell line by TRAF4 monoclonal antibody (M01), clone 3F6.

Lane 1: TRAF4 transfected lysate(53.5 KDa).
Lane 2: Non-transfected lysate.



Immunoperoxidase of monoclonal antibody to TRAF4 on formalin-fixed paraffin-embedded human salivary gland. [antibody concentration 3 ug/ml]



Detection limit for recombinant GST tagged TRAF4 is 3 ng/ml as a capture antibody.

TRAF4 Antibody (monoclonal) (M01) - Background

This gene encodes a member of the TNF receptor associated factor (TRAF) family. TRAF proteins are associated with, and mediate signal transduction from members of the TNF receptor superfamily. The encoded protein has been shown to interact with neurotrophin receptor, p75 (NTR/NTSR1), and negatively regulate NTR induced cell death and NF-kappa B activation. This protein has been found to bind to p47phox, a cytosolic regulatory factor included in a multi-protein complex known as NAD(P)H oxidase. This protein thus, is thought to be involved in the oxidative activation of MAPK8/JNK. Alternatively spliced transcript variants have been observed but the full-length nature of only one has been determined.

TRAF4 Antibody (monoclonal) (M01) - References

New genetic associations detected in a host response study to hepatitis B vaccine. Davila S, et al. *Genes Immun*, 2010 Apr. PMID 20237496. Polymorphisms in innate immunity genes and patients response to dendritic cell-based HIV immuno-treatment. Segat L, et al. *Vaccine*, 2010 Mar 2. PMID 20056178. Ubiquitin ligase Smurf1 targets TRAF family proteins for ubiquitination and degradation. Li S, et al. *Mol Cell Biochem*, 2010 May. PMID 19937093. Tumor necrosis factor receptor-associated factor 4 is a dynamic tight junction-related shuttle protein involved in epithelium homeostasis. K?dinger V, et al. *PLoS One*, 2008. PMID 18953416. The TRAF1/C5 region is a risk factor for polyarthritis in juvenile idiopathic arthritis. Albers HM, et al. *Ann Rheum Dis*, 2008 Nov. PMID 18593758.