

**TOE1 Antibody (monoclonal) (M02)**

Mouse monoclonal antibody raised against a full length recombinant TOE1.

Catalog # AT4297a

**Specification**

---

**TOE1 Antibody (monoclonal) (M02) - Product Information**

Application	IF, WB, IHC
Primary Accession	<a href="#">O96GM8</a>
Other Accession	<a href="#">BC009364</a>
Reactivity	Human
Host	mouse
Clonality	Monoclonal
Isotype	IgG1 Kappa
Calculated MW	56548

**TOE1 Antibody (monoclonal) (M02) - Additional Information****Gene ID** 114034**Other Names**

Target of EGR1 protein 1, TOE1

**Target/Specificity**

TOE1 (AAH09364, 1 a.a. ~ 510 a.a) full-length recombinant protein with GST tag. MW of the GST tag alone is 26 KDa.

**Dilution**

WB~~1:500~1000

**Format**

Clear, colorless solution in phosphate buffered saline, pH 7.2 .

**Storage**

Store at -20°C or lower. Aliquot to avoid repeated freezing and thawing.

**Precautions**

TOE1 Antibody (monoclonal) (M02) is for research use only and not for use in diagnostic or therapeutic procedures.

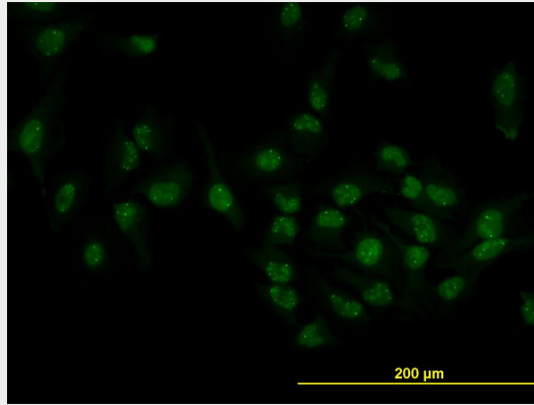
**TOE1 Antibody (monoclonal) (M02) - Protocols**

Provided below are standard protocols that you may find useful for product applications.


- [Western Blot](#)
- [Blocking Peptides](#)
- [Dot Blot](#)
- [Immunohistochemistry](#)

- [Immunofluorescence](#)
- [Immunoprecipitation](#)
- [Flow Cytometry](#)
- [Cell Culture](#)


### TOE1 Antibody (monoclonal) (M02) - Images



Immunofluorescence of monoclonal antibody to TOE1 on HeLa cell. [antibody concentration 10 ug/ml]



Antibody Reactive Against Recombinant Protein. Western Blot detection against Immunogen (81.84 KDa) .

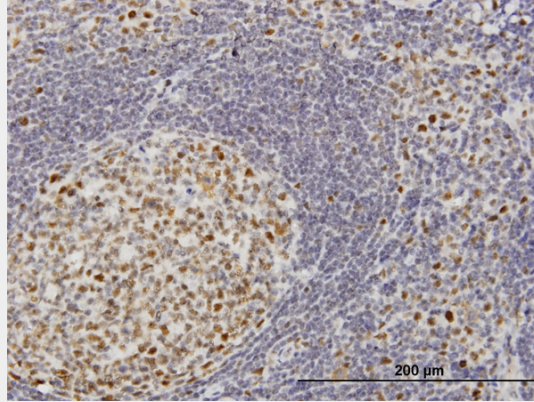


Western Blot analysis of TOE1 expression in transfected 293T cell line by TOE1 monoclonal

antibody (M02), clone 1C12.

Lane 1: TOE1 transfected lysate(56.548 KDa).

Lane 2: Non-transfected lysate.



Immunoperoxidase of monoclonal antibody to TOE1 on formalin-fixed paraffin-embedded human tonsil. [antibody concentration 1.5 ug/ml]

#### **TOE1 Antibody (monoclonal) (M02) - References**

Global, in vivo, and site-specific phosphorylation dynamics in signaling networks. Olsen JV, et al. Cell, 2006 Nov 3. PMID 17081983. The DNA sequence and biological annotation of human chromosome 1. Gregory SG, et al. Nature, 2006 May 18. PMID 16710414. Diversification of transcriptional modulation: large-scale identification and characterization of putative alternative promoters of human genes. Kimura K, et al. Genome Res, 2006 Jan. PMID 16344560. A human protein-protein interaction network: a resource for annotating the proteome. Stelzl U, et al. Cell, 2005 Sep 23. PMID 16169070. The status, quality, and expansion of the NIH full-length cDNA project: the Mammalian Gene Collection (MGC). Gerhard DS, et al. Genome Res, 2004 Oct. PMID 15489334.