

TNFRSF17 Antibody (monoclonal) (M01)

Mouse monoclonal antibody raised against a full length recombinant TNFRSF17.

Catalog # AT4275a

Specification

TNFRSF17 Antibody (monoclonal) (M01) - Product Information

Application	WB, E
Primary Accession	O02223
Other Accession	BC058291
Reactivity	Human
Host	mouse
Clonality	Monoclonal
Isotype	IgG1 kappa
Calculated MW	20165

TNFRSF17 Antibody (monoclonal) (M01) - Additional Information

Gene ID 608

Other Names

Tumor necrosis factor receptor superfamily member 17, B-cell maturation protein, CD269, TNFRSF17, BCM, BCMA

Target/Specificity

TNFRSF17 (AAH58291, 1 a.a. ~ 184 a.a) full-length recombinant protein with GST tag. MW of the GST tag alone is 26 KDa.

Dilution

WB~~1:500~1000

Format

Clear, colorless solution in phosphate buffered saline, pH 7.2 .

Storage

Store at -20°C or lower. Aliquot to avoid repeated freezing and thawing.

Precautions

TNFRSF17 Antibody (monoclonal) (M01) is for research use only and not for use in diagnostic or therapeutic procedures.

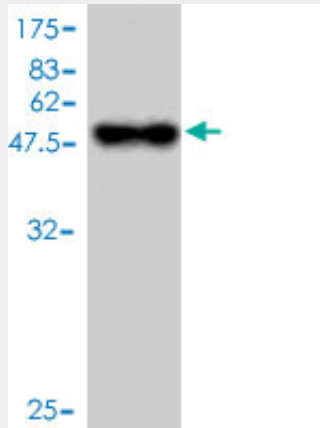
TNFRSF17 Antibody (monoclonal) (M01) - Protocols

Provided below are standard protocols that you may find useful for product applications.

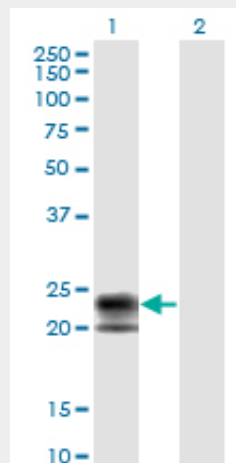
- [Western Blot](#)
- [Blocking Peptides](#)
- [Dot Blot](#)

- [Immunohistochemistry](#)
- [Immunofluorescence](#)
- [Immunoprecipitation](#)
- [Flow Cytometry](#)
- [Cell Culture](#)

TNFRSF17 Antibody (monoclonal) (M01) - Images



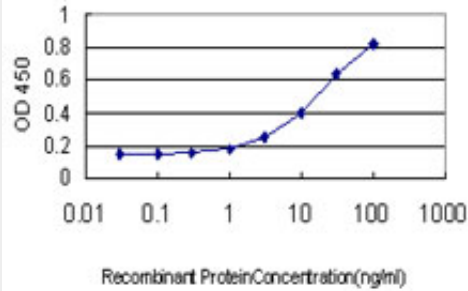
Antibody Reactive Against Recombinant Protein. Western Blot detection against Immunogen (45.98 KDa) .



Western Blot analysis of TNFRSF17 expression in transfected 293T cell line by TNFRSF17 monoclonal antibody (M01), clone 1F10.

Lane 1: TNFRSF17 transfected lysate(20.1 KDa).

Lane 2: Non-transfected lysate.



Detection limit for recombinant GST tagged TNFRSF17 is approximately 0.3ng/ml as a capture antibody.

TNFRSF17 Antibody (monoclonal) (M01) - Background

The protein encoded by this gene is a member of the TNF-receptor superfamily. This receptor is preferentially expressed in mature B lymphocytes, and may be important for B cell development and autoimmune response. This receptor has been shown to specifically bind to the tumor necrosis factor (ligand) superfamily, member 13b (TNFSF13B/TALL-1/BAFF), and to lead to NF-kappaB and MAPK8/JNK activation. This receptor also binds to various TRAF family members, and thus may transduce signals for cell survival and proliferation.

TNFRSF17 Antibody (monoclonal) (M01) - References

Identification of single nucleotide polymorphisms in the TNFRSF17 gene and their association with gastrointestinal disorders. Chae SC, et al. Mol Cells, 2010 Jan. PMID 20016944. Association between genetic variants in VEGF, ERCC3 and occupational benzene haematotoxicity. Hosgood HD 3rd, et al. Occup Environ Med, 2009 Dec. PMID 19773279. Gut-associated lymphoid tissue contains the molecular machinery to support T-cell-dependent and T-cell-independent class switch recombination. Barone F, et al. Mucosal Immunol, 2009 Nov. PMID 19741596. Local network topology in human protein interaction data predicts functional association. Li H, et al. PLoS One, 2009 Jul 29. PMID 19641626. Common variants at ten loci influence QT interval duration in the QTGEN Study. Newton-Cheh C, et al. Nat Genet, 2009 Apr. PMID 19305408.