

**TLR9 Antibody (monoclonal) (M03)**

Mouse monoclonal antibody raised against a partial recombinant TLR9.

Catalog # AT4259a

**Specification**

---

**TLR9 Antibody (monoclonal) (M03) - Product Information**

Application	IF, WB, E
Primary Accession	<a href="#">O9NR96</a>
Other Accession	<a href="#">BC032713</a>
Reactivity	Human
Host	mouse
Clonality	Monoclonal
Isotype	IgG2a Kappa
Calculated MW	115860

**TLR9 Antibody (monoclonal) (M03) - Additional Information****Gene ID** 54106**Other Names**

Toll-like receptor 9, CD289, TLR9

**Target/Specificity**

TLR9 (AAH32713, 99 a.a. ~ 215 a.a) partial recombinant protein with GST tag. MW of the GST tag alone is 26 KDa.

**Dilution**

WB~~1:500~1000

**Format**

Clear, colorless solution in phosphate buffered saline, pH 7.2 .

**Storage**

Store at -20°C or lower. Aliquot to avoid repeated freezing and thawing.

**Precautions**

TLR9 Antibody (monoclonal) (M03) is for research use only and not for use in diagnostic or therapeutic procedures.

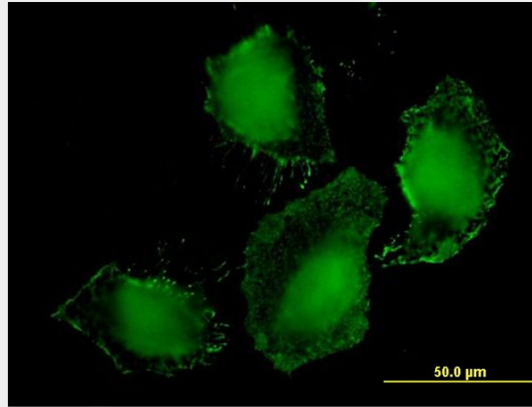
**TLR9 Antibody (monoclonal) (M03) - Protocols**

Provided below are standard protocols that you may find useful for product applications.

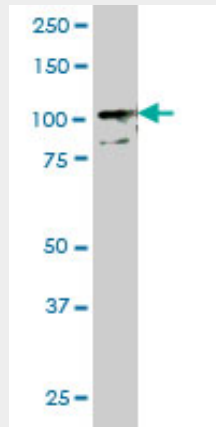
- [Western Blot](#)
- [Blocking Peptides](#)
- [Dot Blot](#)
- [Immunohistochemistry](#)

- [Immunofluorescence](#)
- [Immunoprecipitation](#)
- [Flow Cytometry](#)
- [Cell Culture](#)

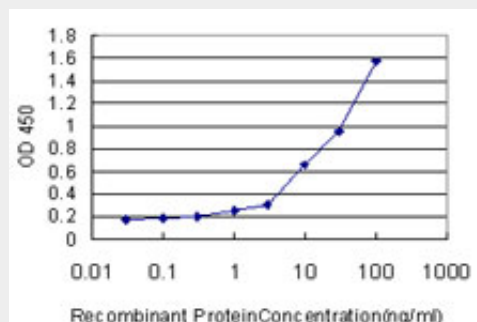
### TLR9 Antibody (monoclonal) (M03) - Images



Immunofluorescence of monoclonal antibody to TLR9 on HeLa cell. [antibody concentration 10 ug/ml]



TLR9 monoclonal antibody (M03), clone 1E8 Western Blot analysis of TLR9 expression in IMR-32 (Cat # L008V1).



Detection limit for recombinant GST tagged TLR9 is approximately 0.1ng/ml as a capture antibody.

### TLR9 Antibody (monoclonal) (M03) - Background

The protein encoded by this gene is a member of the Toll-like receptor (TLR) family which plays a

fundamental role in pathogen recognition and activation of innate immunity. TLRs are highly conserved from *Drosophila* to humans and share structural and functional similarities. They recognize pathogen-associated molecular patterns (PAMPs) that are expressed on infectious agents, and mediate the production of cytokines necessary for the development of effective immunity. The various TLRs exhibit different patterns of expression. This gene is preferentially expressed in immune cell rich tissues, such as spleen, lymph node, bone marrow and peripheral blood leukocytes. Studies in mice and human indicate that this receptor mediates cellular response to unmethylated CpG dinucleotides in bacterial DNA to mount an innate immune response.

#### **TLR9 Antibody (monoclonal) (M03) - References**

Toll-like receptor and TIRAP gene polymorphisms in pulmonary tuberculosis patients of South India. Selvaraj P, et al. *Tuberculosis (Edinb)*, 2010 Sep. PMID 20797905. Toll-like receptor 8 and 9 polymorphisms in Crimean-Congo hemorrhagic fever. Engin A, et al. *Microbes Infect*, 2010 Jul 30. PMID 20674764. A genetic association study of maternal and fetal candidate genes that predispose to preterm prelabor rupture of membranes (PROM). Romero R, et al. *Am J Obstet Gynecol*, 2010 Jul 29. PMID 20673868. Toll-like receptor (TLR)-9 genetics and function in sarcoidosis. Veltkamp M, et al. *Clin Exp Immunol*, 2010 Oct. PMID 20659127. [Toll-like receptor gene polymorphisms and susceptibility to inflammatory bowel disease in Chinese Han and Caucasian populations] Shen XY, et al. *Zhonghua Yi Xue Za Zhi*, 2010 May 25. PMID 20646633.