

**TCOF1 Antibody (monoclonal) (M02)**

Mouse monoclonal antibody raised against a partial recombinant TCOF1.

Catalog # AT4197a

**Specification**

---

**TCOF1 Antibody (monoclonal) (M02) - Product Information**

Application	IF, WB, E
Primary Accession	<a href="#">Q13428</a>
Other Accession	<a href="#">NM_001008657</a>
Reactivity	Human
Host	mouse
Clonality	Monoclonal
Isotype	IgG1 Kappa
Calculated MW	152106

**TCOF1 Antibody (monoclonal) (M02) - Additional Information****Gene ID** 6949**Other Names**

Treacle protein, Treacher Collins syndrome protein, TCOF1

**Target/Specificity**

TCOF1 (NP\_001008657, 2 a.a. ~ 82 a.a) partial recombinant protein with GST tag. MW of the GST tag alone is 26 KDa.

**Dilution**

WB~~1:500~1000

**Format**

Clear, colorless solution in phosphate buffered saline, pH 7.2 .

**Storage**

Store at -20°C or lower. Aliquot to avoid repeated freezing and thawing.

**Precautions**

TCOF1 Antibody (monoclonal) (M02) is for research use only and not for use in diagnostic or therapeutic procedures.

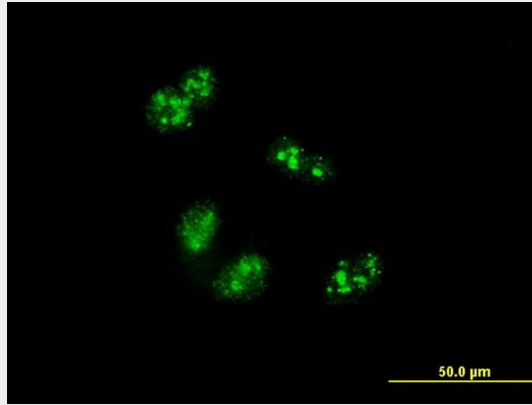
**TCOF1 Antibody (monoclonal) (M02) - Protocols**

Provided below are standard protocols that you may find useful for product applications.

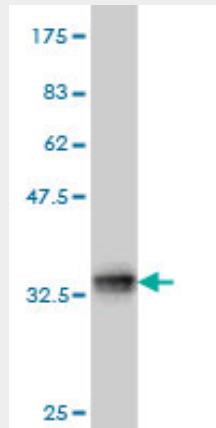
- [Western Blot](#)
- [Blocking Peptides](#)
- [Dot Blot](#)
- [Immunohistochemistry](#)

- [Immunofluorescence](#)
- [Immunoprecipitation](#)
- [Flow Cytometry](#)
- [Cell Culture](#)

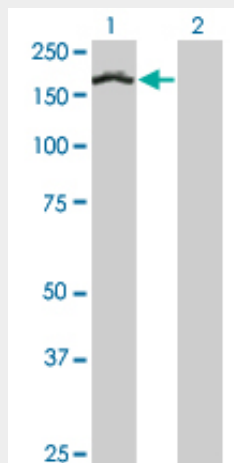
### TCOF1 Antibody (monoclonal) (M02) - Images



Immunofluorescence of monoclonal antibody to TCOF1 on HeLa cell . [antibody concentration 10 ug/ml]



Antibody Reactive Against Recombinant Protein. Western Blot detection against Immunogen (34.65 KDa) .

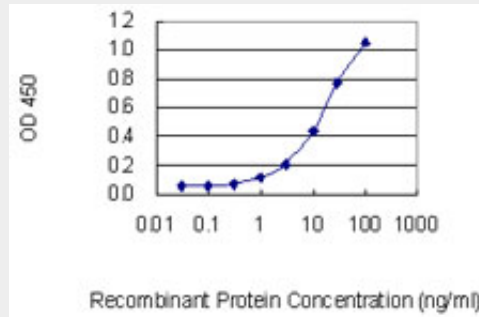


Western Blot analysis of TCOF1 expression in transfected 293T cell line by TCOF1 monoclonal

antibody (M02), clone 8H3.

Lane 1: TCOF1 transfected lysate(152.104 KDa).

Lane 2: Non-transfected lysate.



Detection limit for recombinant GST tagged TCOF1 is 0.3 ng/ml as a capture antibody.

### **TCOF1 Antibody (monoclonal) (M02) - Background**

This gene encodes a nucleolar protein with a LIS1 homology domain. The protein is involved in ribosomal DNA gene transcription through its interaction with upstream binding factor (UBF). Mutations in this gene have been associated with Treacher Collins syndrome, a disorder which includes abnormal craniofacial development. Multiple transcript variants encoding different isoforms have been found for this gene.

### **TCOF1 Antibody (monoclonal) (M02) - References**

Maternal genes and facial clefts in offspring: a comprehensive search for genetic associations in two population-based cleft studies from Scandinavia. Jugessur A, et al. PLoS One, 2010 Jul 9. PMID 20634891. New genetic associations detected in a host response study to hepatitis B vaccine. Davila S, et al. Genes Immun, 2010 Apr. PMID 20237496. Reduced transcription of TCOF1 in adult cells of Treacher Collins syndrome patients. Masotti C, et al. BMC Med Genet, 2009 Dec 14. PMID 20003452. Defining the human deubiquitinating enzyme interaction landscape. Sowa ME, et al. Cell, 2009 Jul 23. PMID 19615732. Treacle recruits RNA polymerase I complex to the nucleolus that is independent of UBF. Lin CI, et al. Biochem Biophys Res Commun, 2009 Aug 21. PMID 19527688.