

**SYT2 Antibody (monoclonal) (M01)**

Mouse monoclonal antibody raised against a partial recombinant SYT2.

Catalog # AT4128a

**Specification**

---

**SYT2 Antibody (monoclonal) (M01) - Product Information**

Application	WB, E
Primary Accession	<a href="#">O8N9IQ</a>
Other Accession	<a href="#">NM_177402</a>
Reactivity	Human
Host	mouse
Clonality	Monoclonal
Isotype	IgG2a Kappa
Calculated MW	46872

**SYT2 Antibody (monoclonal) (M01) - Additional Information****Gene ID** 127833**Other Names**

Synaptotagmin-2, Synaptotagmin II, SytII, SYT2

**Target/Specificity**

SYT2 (NP\_796376, 311 a.a. ~ 418 a.a) partial recombinant protein with GST tag. MW of the GST tag alone is 26 KDa.

**Dilution**

WB~~1:500~1000

**Format**

Clear, colorless solution in phosphate buffered saline, pH 7.2 .

**Storage**

Store at -20°C or lower. Aliquot to avoid repeated freezing and thawing.

**Precautions**

SYT2 Antibody (monoclonal) (M01) is for research use only and not for use in diagnostic or therapeutic procedures.

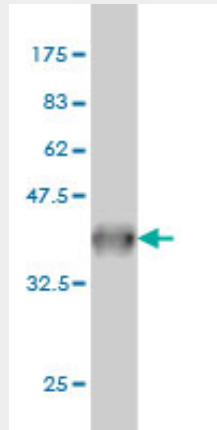
**SYT2 Antibody (monoclonal) (M01) - Protocols**

Provided below are standard protocols that you may find useful for product applications.

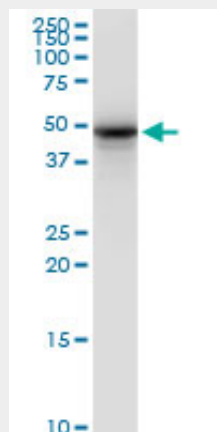
- [Western Blot](#)
- [Blocking Peptides](#)
- [Dot Blot](#)
- [Immunohistochemistry](#)

- [Immunofluorescence](#)
- [Immunoprecipitation](#)
- [Flow Cytometry](#)
- [Cell Culture](#)

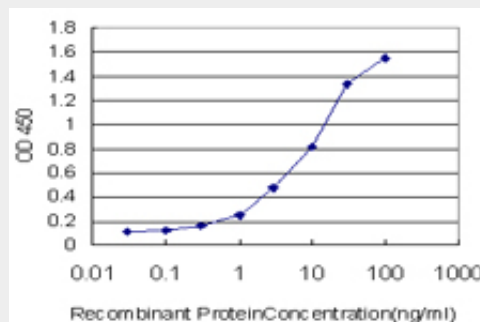
### SYT2 Antibody (monoclonal) (M01) - Images



Antibody Reactive Against Recombinant Protein. Western Blot detection against Immunogen (37.62 KDa) .



SYT2 monoclonal antibody (M01), clone 1G10. Western Blot analysis of SYT2 expression in human kidney.



Detection limit for recombinant GST tagged SYT2 is approximately 0.1ng/ml as a capture antibody.

### SYT2 Antibody (monoclonal) (M01) - Background

Synaptotagmins, like SYT2, are integral membrane proteins of synaptic vesicles thought to serve as Ca(2+) sensors in the process of vesicular trafficking and exocytosis (Hilbush and Morgan, 1994 [PubMed 8058779]).

### **SYT2 Antibody (monoclonal) (M01) - References**

Synaptotagmin has an essential function in synaptic vesicle positioning for synchronous release in addition to its role as a calcium sensor. Young SM Jr, et al. *Neuron*, 2009 Aug 27. PMID 19709630. Human SCAMP5, a novel secretory carrier membrane protein, facilitates calcium-triggered cytokine secretion by interaction with SNARE machinery. Han C, et al. *J Immunol*, 2009 Mar 1. PMID 19234194. Zea mays annexins modulate cytosolic free Ca<sup>2+</sup> and generate a Ca<sup>2+</sup>-permeable conductance. Laohavisit A, et al. *Plant Cell*, 2009 Feb. PMID 19234085. Dominant antigenic peptides located at the heavy chain terminal of botulinum neurotoxin B contain receptor-binding sites for synaptotagmin II. Shi J, et al. *Biochem Biophys Res Commun*, 2008 Sep 19. PMID 18639519. Diversification of transcriptional modulation: large-scale identification and characterization of putative alternative promoters of human genes. Kimura K, et al. *Genome Res*, 2006 Jan. PMID 16344560.