

**STX4A Antibody (monoclonal) (M04)**

Mouse monoclonal antibody raised against a partial recombinant STX4A.

Catalog # AT4097a

**Specification**

---

**STX4A Antibody (monoclonal) (M04) - Product Information**

Application	IF, WB, E
Primary Accession	<a href="#">Q12846</a>
Other Accession	<a href="#">NM_004604</a>
Reactivity	Human, Mouse
Host	mouse
Clonality	Monoclonal
Isotype	IgG1 Kappa
Calculated MW	34180

**STX4A Antibody (monoclonal) (M04) - Additional Information****Gene ID** 6810**Other Names**

Syntaxin-4, Renal carcinoma antigen NY-REN-31, STX4, STX4A

**Target/Specificity**

STX4A (NP\_004595, 19 a.a. ~ 119 a.a) partial recombinant protein with GST tag. MW of the GST tag alone is 26 KDa.

**Dilution**

WB ~ 1:500 ~ 1000

**Format**

Clear, colorless solution in phosphate buffered saline, pH 7.2 .

**Storage**

Store at -20°C or lower. Aliquot to avoid repeated freezing and thawing.

**Precautions**

STX4A Antibody (monoclonal) (M04) is for research use only and not for use in diagnostic or therapeutic procedures.

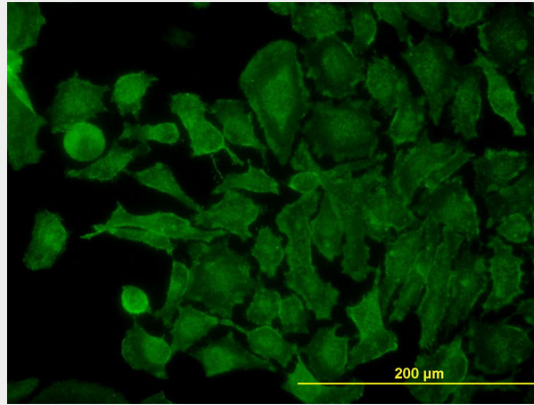
**STX4A Antibody (monoclonal) (M04) - Protocols**

Provided below are standard protocols that you may find useful for product applications.

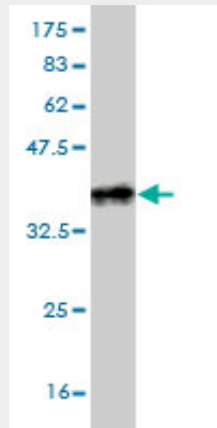
- [Western Blot](#)
- [Blocking Peptides](#)
- [Dot Blot](#)
- [Immunohistochemistry](#)

- [Immunofluorescence](#)
- [Immunoprecipitation](#)
- [Flow Cytometry](#)
- [Cell Culture](#)

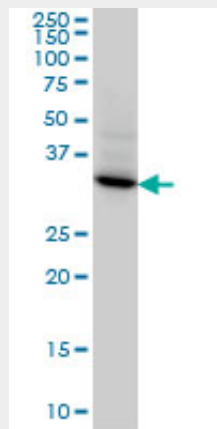
### STX4A Antibody (monoclonal) (M04) - Images



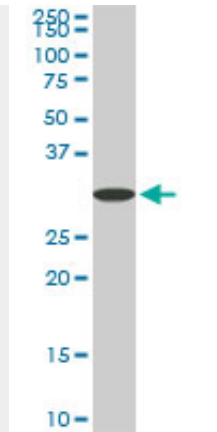
Immunofluorescence of monoclonal antibody to STX4A on HeLa cell. [antibody concentration 10 ug/ml]



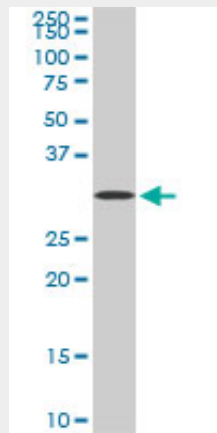
Antibody Reactive Against Recombinant Protein. Western Blot detection against Immunogen (36.85 KDa) .



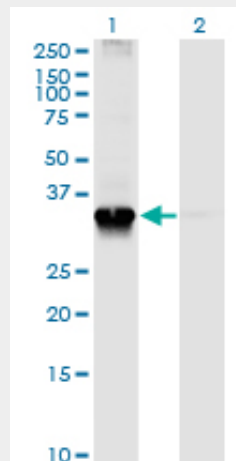
STX4A monoclonal antibody (M04), clone 6D1 Western Blot analysis of STX4A expression in HeLa ( (Cat # AT4097a )



STX4A monoclonal antibody (M04), clone 6D1. Western Blot analysis of STX4A expression in Raw 264.7((Cat # AT4097a )

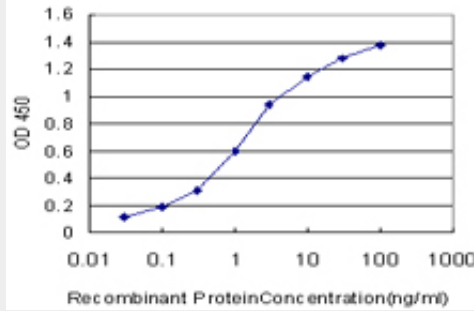


STX4A monoclonal antibody (M04), clone 6D1. Western Blot analysis of STX4A expression in NIH/3T3((Cat # AT4097a )



Western Blot analysis of STX4 expression in transfected 293T cell line by STX4A monoclonal antibody (M04), clone 6D1.

Lane 1: STX4 transfected lysate (Predicted MW: 34.2 KDa).  
Lane 2: Non-transfected lysate.



Detection limit for recombinant GST tagged STX4A is approximately 0.1ng/ml as a capture antibody.

#### **STX4A Antibody (monoclonal) (M04) - References**

Syntaxin-4 defines a domain for activity-dependent exocytosis in dendritic spines. Kennedy MJ, et al. *Cell*, 2010 Apr 30. PMID 20434989. Regulation of the hDIg/hScrib/Hugl-1 tumour suppressor complex. Massimi P, et al. *Exp Cell Res*, 2008 Nov 1. PMID 18793635. Involvement of Munc18 isoforms in the regulation of granule exocytosis in neutrophils. Brochetta C, et al. *Biochim Biophys Acta*, 2008 Oct. PMID 18588921. A genome-wide scan for common genetic variants with a large influence on warfarin maintenance dose. Cooper GM, et al. *Blood*, 2008 Aug 15. PMID 18535201. Toward a confocal subcellular atlas of the human proteome. Barbe L, et al. *Mol Cell Proteomics*, 2008 Mar. PMID 18029348.