

STK38 Antibody (monoclonal) (M11)

Mouse monoclonal antibody raised against a partial recombinant STK38.

Catalog # AT4087a

Specification

STK38 Antibody (monoclonal) (M11) - Product Information

Application	IF, WB, IHC, E
Primary Accession	Q15208
Other Accession	BC012085
Reactivity	Human
Host	mouse
Clonality	Monoclonal
Isotype	IgG1 Kappa
Calculated MW	54190

STK38 Antibody (monoclonal) (M11) - Additional Information

Gene ID 11329

Other NamesSerine/threonine-protein kinase 38, NDR1 protein kinase, Nuclear Dbf2-related kinase 1, STK38
{ECO:0000312|EMBL:AAH120851}**Target/Specificity**

STK38 (AAH12085, 365 a.a. ~ 465 a.a) partial recombinant protein with GST tag. MW of the GST tag alone is 26 KDa.

Dilution

WB~~1:500~1000

Format

Clear, colorless solution in phosphate buffered saline, pH 7.2 .

Storage

Store at -20°C or lower. Aliquot to avoid repeated freezing and thawing.

Precautions

STK38 Antibody (monoclonal) (M11) is for research use only and not for use in diagnostic or therapeutic procedures.

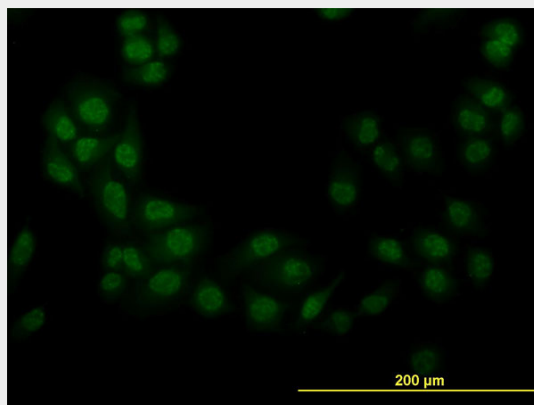
STK38 Antibody (monoclonal) (M11) - Protocols

Provided below are standard protocols that you may find useful for product applications.

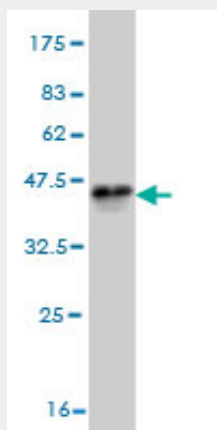
- [Western Blot](#)
- [Blocking Peptides](#)
- [Dot Blot](#)

- [Immunohistochemistry](#)
- [Immunofluorescence](#)
- [Immunoprecipitation](#)
- [Flow Cytometry](#)
- [Cell Culture](#)


STK38 Antibody (monoclonal) (M11) - Images



Immunofluorescence of monoclonal antibody to STK38 on HeLa cell. [antibody concentration 10 ug/ml]

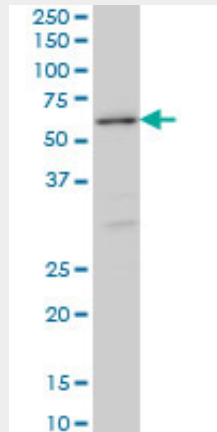


Antibody Reactive Against Recombinant Protein. Western Blot detection against Immunogen (36.85 KDa) .

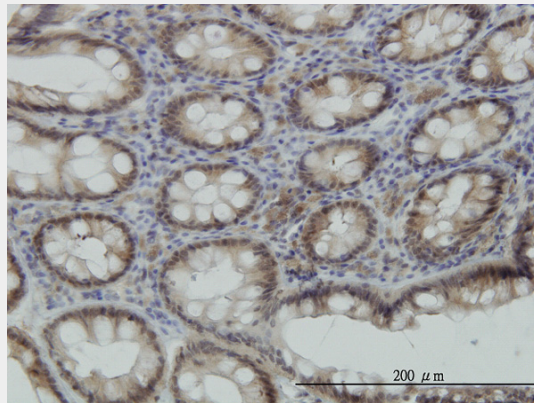


STK38 monoclonal antibody (M11), clone 2F6. Western Blot analysis of STK38 expression in

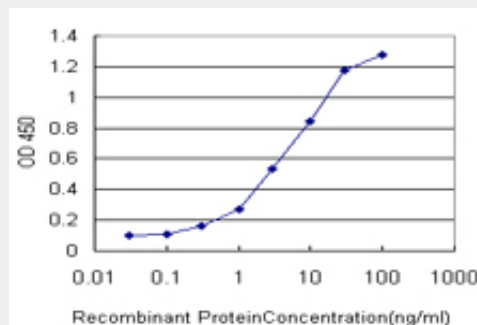
human kidney.



STK38 monoclonal antibody (M11), clone 2F6 Western Blot analysis of STK38 expression in HeLa S3 NE ((Cat # AT4087a)



Immunoperoxidase of monoclonal antibody to STK38 on formalin-fixed paraffin-embedded human colon. [antibody concentration 2 ug/ml]



Detection limit for recombinant GST tagged STK38 is approximately 0.3ng/ml as a capture antibody.

STK38 Antibody (monoclonal) (M11) - References

GlcNAcylation of a histone methyltransferase in retinoic-acid-induced granulopoiesis. Fujiki R, et al. Nature, 2009 May 21. PMID 19377461. MST2- and Furry-mediated activation of NDR1 kinase is critical for precise alignment of mitotic chromosomes. Chiba S, et al. Curr Biol, 2009 Apr 28. PMID 19327996. NDR kinase is activated by RASSF1A/MST1 in response to Fas receptor stimulation and promotes apoptosis. Vichalkovski A, et al. Curr Biol, 2008 Dec 9. PMID 19062280. A common variant in DRD3 receptor is associated with autism spectrum disorder. de Krom M, et al. Biol Psychiatry, 2009 Apr 1. PMID 19058789. Threonine 74 of MOB1 is a putative key phosphorylation site by MST2

to form the scaffold to activate nuclear Dbf2-related kinase 1. Hirabayashi S, et al. Oncogene, 2008 Jul 17. PMID 18362890.