

SOCS3 Antibody (monoclonal) (M02)

Mouse monoclonal antibody raised against a full length recombinant SOCS3.

Catalog # AT3988a

Specification

SOCS3 Antibody (monoclonal) (M02) - Product Information

Application	IF, IHC, E
Primary Accession	O14543
Other Accession	BC060858
Reactivity	Human
Host	mouse
Clonality	Monoclonal
Isotype	IgG2b Kappa
Calculated MW	24770

SOCS3 Antibody (monoclonal) (M02) - Additional Information

Gene ID 9021

Other Names

Suppressor of cytokine signaling 3, SOCS-3, Cytokine-inducible SH2 protein 3, CIS-3, STAT-induced STAT inhibitor 3, SSI-3, SOCS3, CIS3, SSI3

Target/Specificity

SOCS3 (AAH60858, 1 a.a. ~ 225 a.a) full-length recombinant protein with GST tag. MW of the GST tag alone is 26 KDa.

Format

Clear, colorless solution in phosphate buffered saline, pH 7.2 .

Storage

Store at -20°C or lower. Aliquot to avoid repeated freezing and thawing.

Precautions

SOCS3 Antibody (monoclonal) (M02) is for research use only and not for use in diagnostic or therapeutic procedures.

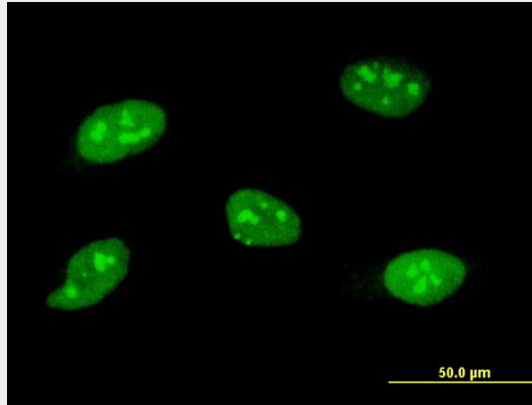
SOCS3 Antibody (monoclonal) (M02) - Protocols

Provided below are standard protocols that you may find useful for product applications.

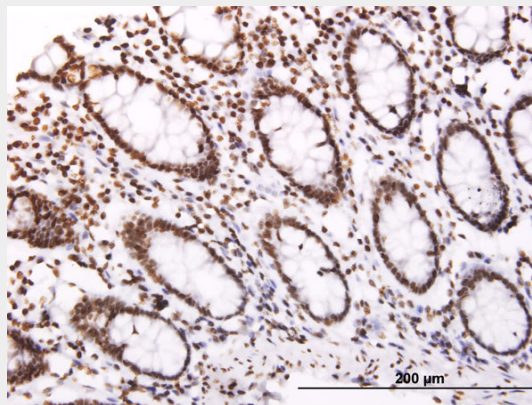
- [Western Blot](#)
- [Blocking Peptides](#)
- [Dot Blot](#)
- [Immunohistochemistry](#)
- [Immunofluorescence](#)
- [Immunoprecipitation](#)

- [Flow Cytometry](#)
- [Cell Culture](#)

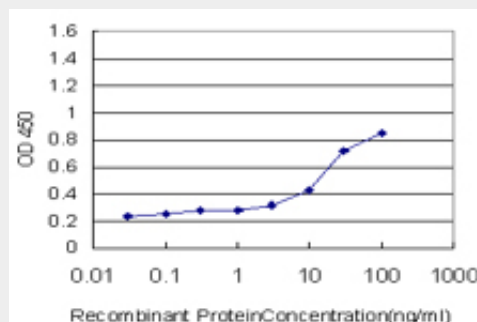
SOCS3 Antibody (monoclonal) (M02) - Images



Immunofluorescence of monoclonal antibody to SOCS3 on HeLa cell . [antibody concentration 10 ug/ml]



Immunoperoxidase of monoclonal antibody to SOCS3 on formalin-fixed paraffin-embedded human colon. [antibody concentration 1.5 ug/ml]



Detection limit for recombinant GST tagged SOCS3 is approximately 3ng/ml as a capture antibody.

SOCS3 Antibody (monoclonal) (M02) - Background

This gene encodes a member of the STAT-induced STAT inhibitor (SSI), also known as suppressor of cytokine signaling (SOCS), family. SSI family members are cytokine-inducible negative regulators of cytokine signaling. The expression of this gene is induced by various cytokines, including IL6, IL10, and interferon (IFN)-gamma. The protein encoded by this gene can bind to JAK2 kinase, and inhibit

the activity of JAK2 kinase. Studies of the mouse counterpart of this gene suggested the roles of this gene in the negative regulation of fetal liver hematopoiesis, and placental development.

SOCS3 Antibody (monoclonal) (M02) - References

1. Epigenetic silencing of SOCS3 identifies a subset of prostate cancer with an aggressive behavior. Pierconti F, Martini M, Pinto F, Cenci T, Capodimonti S, Calarco A, Bassi PF, Larocca LM. Prostate. 2010 Aug 17. [Epub ahead of print]