

## **SNAI2 Antibody (monoclonal) (M03)**

Mouse monoclonal antibody raised against a partial recombinant SNAI2.

Catalog # AT3968a

### **Specification**

---

#### **SNAI2 Antibody (monoclonal) (M03) - Product Information**

Application	IF, WB, E
Primary Accession	<a href="#">O43623</a>
Other Accession	<a href="#">NM_003068</a>
Reactivity	Human
Host	mouse
Clonality	Monoclonal
Isotype	IgG1 Kappa
Calculated MW	29986

#### **SNAI2 Antibody (monoclonal) (M03) - Additional Information**

**Gene ID** 6591

##### **Other Names**

Zinc finger protein SNAI2, Neural crest transcription factor Slug, Protein snail homolog 2, SNAI2, SLUG, SLUGH

##### **Target/Specificity**

SNAI2 (NP\_003059, 97 a.a. ~ 169 a.a) partial recombinant protein with GST tag. MW of the GST tag alone is 26 KDa.

##### **Dilution**

WB~~1:500~1000

##### **Format**

Clear, colorless solution in phosphate buffered saline, pH 7.2 .

##### **Storage**

Store at -20°C or lower. Aliquot to avoid repeated freezing and thawing.

##### **Precautions**

SNAI2 Antibody (monoclonal) (M03) is for research use only and not for use in diagnostic or therapeutic procedures.

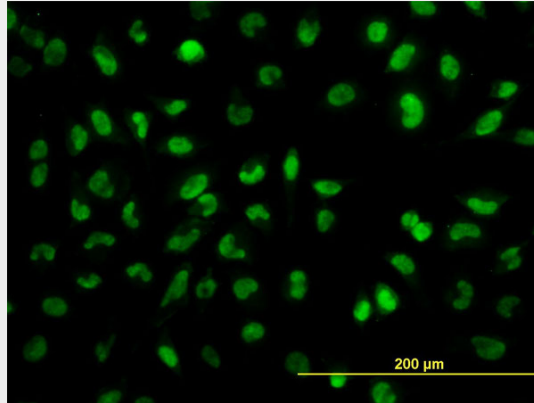
#### **SNAI2 Antibody (monoclonal) (M03) - Protocols**

Provided below are standard protocols that you may find useful for product applications.

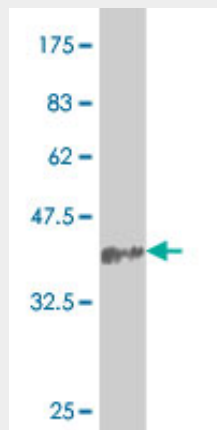
- [Western Blot](#)
- [Blocking Peptides](#)
- [Dot Blot](#)

- [Immunohistochemistry](#)
- [Immunofluorescence](#)
- [Immunoprecipitation](#)
- [Flow Cytometry](#)
- [Cell Culture](#)

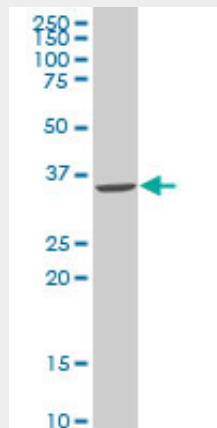
### SNAI2 Antibody (monoclonal) (M03) - Images



Immunofluorescence of monoclonal antibody to SNAI2 on HeLa cell. [antibody concentration 10 ug/ml]

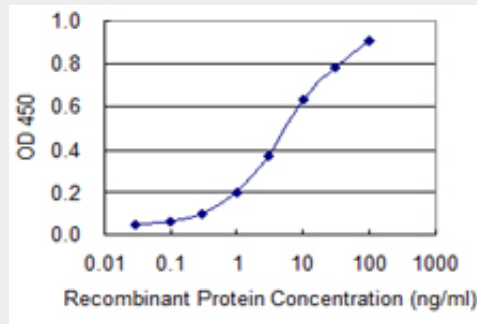


Antibody Reactive Against Recombinant Protein. Western Blot detection against Immunogen (33.77 KDa) .



SNAI2 monoclonal antibody (M03), clone 2F11 Western Blot analysis of SNAI2 expression in HeLa

S3 NE ( (Cat # AT3968a )



Detection limit for recombinant GST tagged SNAI2 is 0.1 ng/ml as a capture antibody.

### **SNAI2 Antibody (monoclonal) (M03) - Background**

This gene encodes a member of the Snail family of C2H2-type zinc finger transcription factors. The encoded protein acts as a transcriptional repressor that binds to E-box motifs and is also likely to repress E-cadherin transcription in breast carcinoma. This protein is involved in epithelial-mesenchymal transitions and has antiapoptotic activity. Mutations in this gene may be associated with sporadic cases of neural tube defects.

### **SNAI2 Antibody (monoclonal) (M03) - References**

Maternal genes and facial clefts in offspring: a comprehensive search for genetic associations in two population-based cleft studies from Scandinavia. Jugessur A, et al. PLoS One, 2010 Jul 9. PMID 20634891. SNAI2/Slug promotes growth and invasion in human gliomas. Yang HW, et al. BMC Cancer, 2010 Jun 17. PMID 20565806. Clinicopathologic significance of slug expression in human intrahepatic cholangiocarcinoma. Zhang KJ, et al. World J Gastroenterol, 2010 May 28. PMID 20503457. SLUG: a new target of lymphoid enhancer factor-1 in human osteoblasts. Lambertini E, et al. BMC Mol Biol, 2010 Feb 3. PMID 20128911. ERalpha signaling through slug regulates E-cadherin and EMT. Ye Y, et al. Oncogene, 2010 Mar 11. PMID 20101232.