

SMAD5 Antibody (monoclonal) (M03)

Mouse monoclonal antibody raised against a partial recombinant SMAD5.

Catalog # AT3945a

Specification

SMAD5 Antibody (monoclonal) (M03) - Product Information

Application	IF, WB, E
Primary Accession	O99717
Other Accession	BC009682
Reactivity	Human
Host	mouse
Clonality	Monoclonal
Isotype	IgG2a Kappa
Calculated MW	52258

SMAD5 Antibody (monoclonal) (M03) - Additional Information

Gene ID 4090

Other Names

Mothers against decapentaplegic homolog 5, MAD homolog 5, Mothers against DPP homolog 5, JVS-1, SMAD family member 5, SMAD 5, Smad5, hSmad5, SMAD5, MADH5

Target/Specificity

SMAD5 (AAH09682, 105 a.a. ~ 182 a.a) partial recombinant protein with GST tag. MW of the GST tag alone is 26 KDa.

Dilution

WB~~1:500~1000

Format

Clear, colorless solution in phosphate buffered saline, pH 7.2 .

Storage

Store at -20°C or lower. Aliquot to avoid repeated freezing and thawing.

Precautions

SMAD5 Antibody (monoclonal) (M03) is for research use only and not for use in diagnostic or therapeutic procedures.

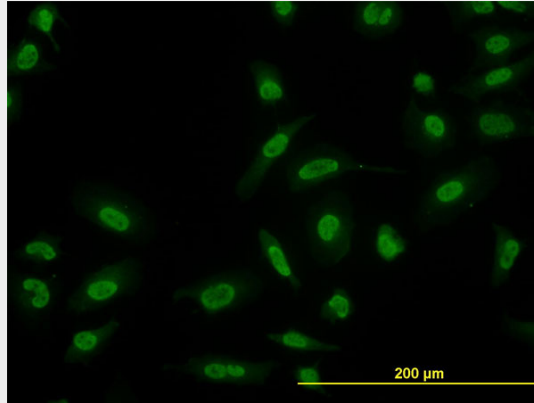
SMAD5 Antibody (monoclonal) (M03) - Protocols

Provided below are standard protocols that you may find useful for product applications.

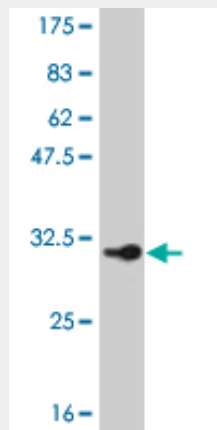
- [Western Blot](#)
- [Blocking Peptides](#)
- [Dot Blot](#)

- [Immunohistochemistry](#)
- [Immunofluorescence](#)
- [Immunoprecipitation](#)
- [Flow Cytometry](#)
- [Cell Culture](#)

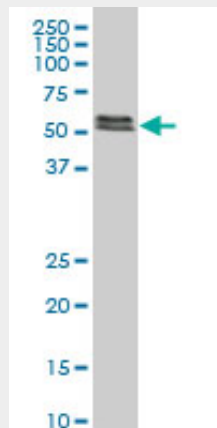
SMAD5 Antibody (monoclonal) (M03) - Images



Immunofluorescence of monoclonal antibody to SMAD5 on HeLa cell. [antibody concentration 10 ug/ml]

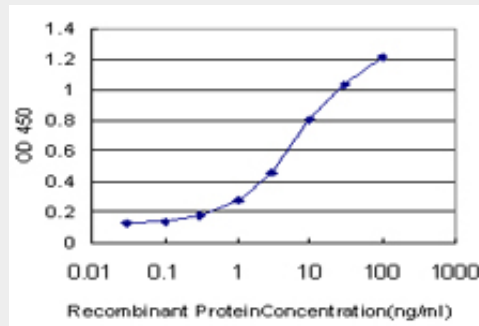


Antibody Reactive Against Recombinant Protein. Western Blot detection against Immunogen (34.21 KDa) .



SMAD5 monoclonal antibody (M03), clone 3A10 Western Blot analysis of SMAD5 expression in

HeLa ((Cat # AT3945a)



Detection limit for recombinant GST tagged SMAD5 is approximately 0.3ng/ml as a capture antibody.

SMAD5 Antibody (monoclonal) (M03) - References

Smad-dependent and smad-independent induction of id1 by prostacyclin analogues inhibits proliferation of pulmonary artery smooth muscle cells in vitro and in vivo. Yang J, et al. *Circ Res*, 2010 Jul 23. PMID 20522807. Alternative splicing of SMADs in differentiation and tissue homeostasis. Tao S, et al. *Dev Growth Differ*, 2010 May. PMID 20148926. Smad1-Smad5 ovarian conditional knockout mice develop a disease profile similar to the juvenile form of human granulosa cell tumors. Middlebrook BS, et al. *Endocrinology*, 2009 Dec. PMID 19819941. BMP4-Smad signaling pathway mediates adriamycin-induced premature senescence in lung cancer cells. Su D, et al. *J Biol Chem*, 2009 May 1. PMID 19269967. Investigation of DNA polymorphisms in SMAD genes for genetic predisposition to diabetic nephropathy in patients with type 1 diabetes mellitus. McKnight AJ, et al. *Diabetologia*, 2009 May. PMID 19247629.