

SLC33A1 Antibody (monoclonal) (M07)

Mouse monoclonal antibody raised against a partial recombinant SLC33A1.

Catalog # AT3921a

Specification

SLC33A1 Antibody (monoclonal) (M07) - Product Information

Application	WB, E
Primary Accession	O00400
Other Accession	NM_004733
Reactivity	Human, Rat
Host	mouse
Clonality	Monoclonal
Isotype	IgG2a Kappa
Calculated MW	60909

SLC33A1 Antibody (monoclonal) (M07) - Additional Information

Gene ID 9197

Other Names

Acetyl-coenzyme A transporter 1, AT-1, Acetyl-CoA transporter 1, Solute carrier family 33 member 1, SLC33A1, ACATN, AT1

Target/Specificity

SLC33A1 (NP_004724, 1 a.a. ~ 69 a.a) partial recombinant protein with GST tag. MW of the GST tag alone is 26 KDa.

Dilution

WB~~1:500~1000

Format

Clear, colorless solution in phosphate buffered saline, pH 7.2 .

Storage

Store at -20°C or lower. Aliquot to avoid repeated freezing and thawing.

Precautions

SLC33A1 Antibody (monoclonal) (M07) is for research use only and not for use in diagnostic or therapeutic procedures.

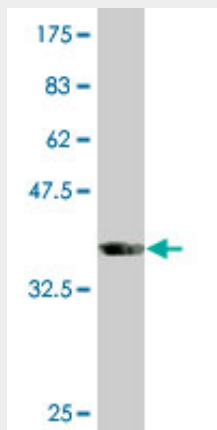
SLC33A1 Antibody (monoclonal) (M07) - Protocols

Provided below are standard protocols that you may find useful for product applications.

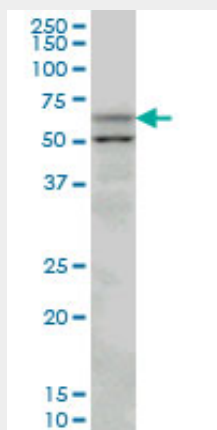
- [Western Blot](#)
- [Blocking Peptides](#)
- [Dot Blot](#)

- [Immunohistochemistry](#)
- [Immunofluorescence](#)
- [Immunoprecipitation](#)
- [Flow Cytometry](#)
- [Cell Culture](#)

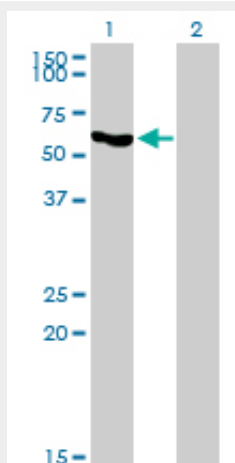
SLC33A1 Antibody (monoclonal) (M07) - Images



Antibody Reactive Against Recombinant Protein. Western Blot detection against Immunogen (33.33 KDa) .

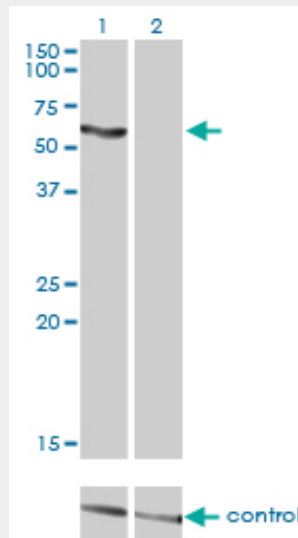


SLC33A1 monoclonal antibody (M07), clone 3A4 Western Blot analysis of SLC33A1 expression in PC-12 ((Cat # AT3921a)

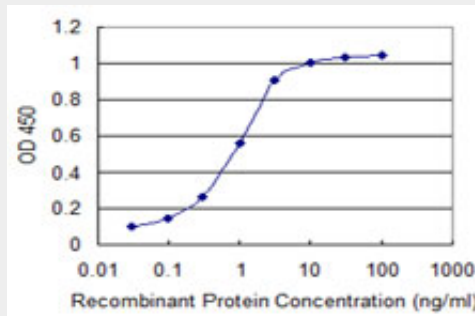


Western Blot analysis of SLC33A1 expression in transfected 293T cell line by SLC33A1 monoclonal antibody (M07), clone 3A4.

Lane 1: SLC33A1 transfected lysate(60.9 KDa).
Lane 2: Non-transfected lysate.



Western blot analysis of SLC33A1 over-expressed 293 cell line, cotransfected with SLC33A1 Validated Chimera RNAi (Cat # AT3921a)



Detection limit for recombinant GST tagged SLC33A1 is 0.03 ng/ml as a capture antibody.

SLC33A1 Antibody (monoclonal) (M07) - Background

The protein encoded by this gene is required for the formation of O-acetylated (Ac) gangliosides. The encoded protein is predicted to contain 6 to 10 transmembrane domains, and a leucine zipper motif in transmembrane domain III. Defects in this gene have been reported to cause spastic paraplegia autosomal dominant type 42 (SPG42) in one Chinese family, but not in similar patients of European descent. Two transcript variants encoding the same protein have been found for this gene.

SLC33A1 Antibody (monoclonal) (M07) - References

1.SLC33A1/AT-1 regulates the induction of autophagy down-stream of IRE1/XBP1.Pehar M, Jonas MC, Hare TM, Puglielli L.J Biol Chem. 2012 Jul 11.2.AT-1 is the ER membrane acetyl-CoA transporter and is essential for cell viability.Jonas MC, Pehar M, Puglielli L.J Cell Sci. 2010 Oct 1;123(Pt 19):3378-88. Epub 2010 Sep 7.