

## **RXRA Antibody (monoclonal) (M07)**

Mouse monoclonal antibody raised against a full length recombinant RXRA.

Catalog # AT3747a

### **Specification**

---

#### **RXRA Antibody (monoclonal) (M07) - Product Information**

Application	IF, WB
Primary Accession	<a href="#">P19793</a>
Other Accession	<a href="#">BC007925</a>
Reactivity	Human
Host	mouse
Clonality	Monoclonal
Isotype	IgG2a Kappa
Calculated MW	50811

#### **RXRA Antibody (monoclonal) (M07) - Additional Information**

**Gene ID** 6256

##### **Other Names**

Retinoic acid receptor RXR-alpha, Nuclear receptor subfamily 2 group B member 1, Retinoid X receptor alpha, RXRA, NR2B1

##### **Target/Specificity**

RXRA (AAH07925, 1 a.a. ~ 165 a.a) full-length recombinant protein with GST tag. MW of the GST tag alone is 26 KDa.

##### **Dilution**

WB~~1:500~1000

##### **Format**

Clear, colorless solution in phosphate buffered saline, pH 7.2 .

##### **Storage**

Store at -20°C or lower. Aliquot to avoid repeated freezing and thawing.

##### **Precautions**

RXRA Antibody (monoclonal) (M07) is for research use only and not for use in diagnostic or therapeutic procedures.

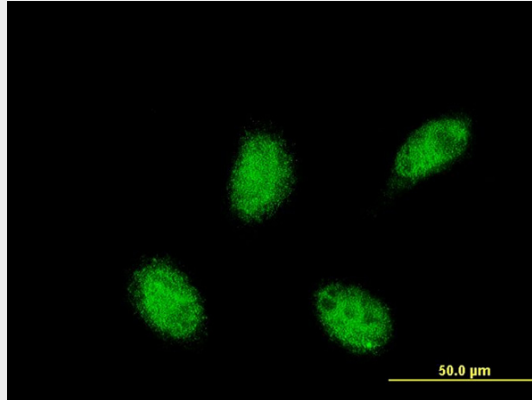
#### **RXRA Antibody (monoclonal) (M07) - Protocols**

Provided below are standard protocols that you may find useful for product applications.

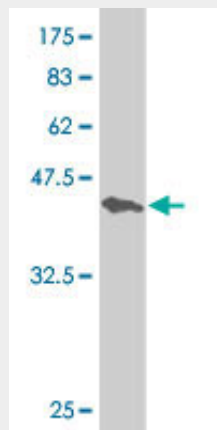
- [Western Blot](#)
- [Blocking Peptides](#)
- [Dot Blot](#)

- [Immunohistochemistry](#)
- [Immunofluorescence](#)
- [Immunoprecipitation](#)
- [Flow Cytometry](#)
- [Cell Culture](#)

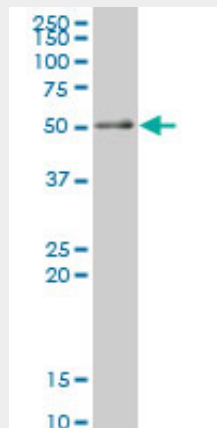
### RXRA Antibody (monoclonal) (M07) - Images



Immunofluorescence of monoclonal antibody to RXRA on HeLa cell . [antibody concentration 10 ug/ml]

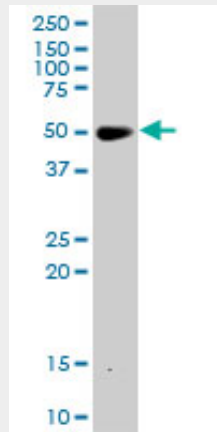


Antibody Reactive Against Recombinant Protein. Western Blot detection against Immunogen (43.89 KDa) .



RXRA monoclonal antibody (M07), clone 3A5. Western Blot analysis of RXRA expression in human

lung cancer.



RXRA monoclonal antibody (M07), clone 3A5. Western Blot analysis of RXRA expression in human skin.

### **RXRA Antibody (monoclonal) (M07) - Background**

Retinoid X receptors (RXRs) and retinoic acid receptors (RARs), are nuclear receptors that mediate the biological effects of retinoids by their involvement in retinoic acid-mediated gene activation. These receptors exert their action by binding, as homodimers or heterodimers, to specific sequences in the promoters of target genes and regulating their transcription. The protein encoded by this gene is a member of the steroid and thyroid hormone receptor superfamily of transcriptional regulators. [provided by RefSeq]