

RXRA Antibody (monoclonal) (M05)

Mouse monoclonal antibody raised against a full length recombinant RXRA.

Catalog # AT3746a

Specification

RXRA Antibody (monoclonal) (M05) - Product Information

Application	WB
Primary Accession	P19793
Other Accession	BC007925
Reactivity	Human
Host	mouse
Clonality	Monoclonal
Isotype	IgG2a Kappa
Calculated MW	50811

RXRA Antibody (monoclonal) (M05) - Additional Information**Gene ID** 6256**Other Names**

Retinoic acid receptor RXR-alpha, Nuclear receptor subfamily 2 group B member 1, Retinoid X receptor alpha, RXRA, NR2B1

Target/Specificity

RXRA (AAH07925, 1 a.a. ~ 165 a.a) full-length recombinant protein with GST tag. MW of the GST tag alone is 26 KDa.

Dilution

WB~~1:500~1000

Format

Clear, colorless solution in phosphate buffered saline, pH 7.2 .

Storage

Store at -20°C or lower. Aliquot to avoid repeated freezing and thawing.

Precautions

RXRA Antibody (monoclonal) (M05) is for research use only and not for use in diagnostic or therapeutic procedures.

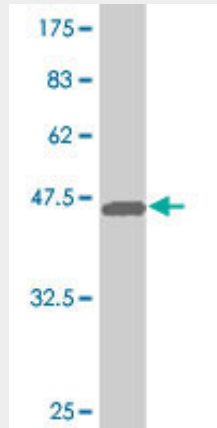
RXRA Antibody (monoclonal) (M05) - Protocols

Provided below are standard protocols that you may find useful for product applications.

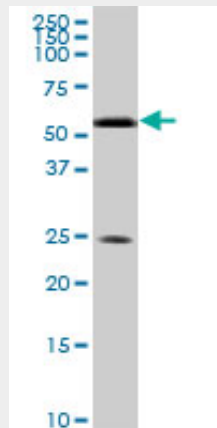
- [Western Blot](#)
- [Blocking Peptides](#)
- [Dot Blot](#)

- [Immunohistochemistry](#)
- [Immunofluorescence](#)
- [Immunoprecipitation](#)
- [Flow Cytometry](#)
- [Cell Culture](#)

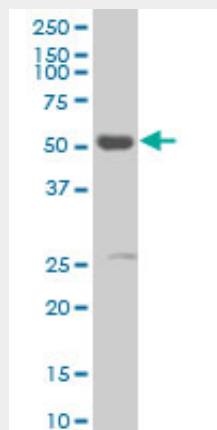
RXRA Antibody (monoclonal) (M05) - Images



Antibody Reactive Against Recombinant Protein. Western Blot detection against Immunogen (43.89 KDa) .



RXRA monoclonal antibody (M05), clone 1D7. Western Blot analysis of RXRA expression in human ovarian cancer.



RXRA monoclonal antibody (M05), clone 1D7. Western Blot analysis of RXRA expression in human skin.

RXRA Antibody (monoclonal) (M05) - Background

Retinoid X receptors (RXRs) and retinoic acid receptors (RARs), are nuclear receptors that mediate the biological effects of retinoids by their involvement in retinoic acid-mediated gene activation. These receptors exert their action by binding, as homodimers or heterodimers, to specific sequences in the promoters of target genes and regulating their transcription. The protein encoded by this gene is a member of the steroid and thyroid hormone receptor superfamily of transcriptional regulators. [provided by RefSeq]