

## **RASGRP2 Antibody (monoclonal) (M09)**

Mouse monoclonal antibody raised against a partial recombinant RASGRP2.

Catalog # AT3579a

### **Specification**

---

#### **RASGRP2 Antibody (monoclonal) (M09) - Product Information**

Application	WB, E
Primary Accession	<a href="#">O7LDG7</a>
Other Accession	<a href="#">NM_005825</a>
Reactivity	Human
Host	mouse
Clonality	Monoclonal
Isotype	IgG2a Kappa
Calculated MW	69248

#### **RASGRP2 Antibody (monoclonal) (M09) - Additional Information**

**Gene ID** 10235

##### **Other Names**

RAS guanyl-releasing protein 2, Calcium and DAG-regulated guanine nucleotide exchange factor I, CalDAG-GEFI, Cdc25-like protein, hCDC25L, F25B33 kinase-like protein, RASGRP2, CDC25L, MCG7

##### **Target/Specificity**

RASGRP2 (NP\_005816, 65 a.a. ~ 164 a.a) partial recombinant protein with GST tag. MW of the GST tag alone is 26 KDa.

##### **Dilution**

WB~~1:500~1000

##### **Format**

Clear, colorless solution in phosphate buffered saline, pH 7.2 .

##### **Storage**

Store at -20°C or lower. Aliquot to avoid repeated freezing and thawing.

##### **Precautions**

RASGRP2 Antibody (monoclonal) (M09) is for research use only and not for use in diagnostic or therapeutic procedures.

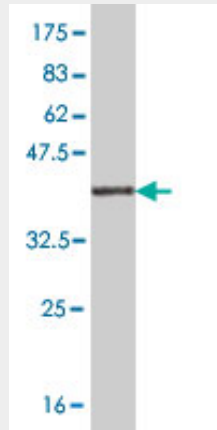
#### **RASGRP2 Antibody (monoclonal) (M09) - Protocols**

Provided below are standard protocols that you may find useful for product applications.


- [Western Blot](#)
- [Blocking Peptides](#)
- [Dot Blot](#)

- [Immunohistochemistry](#)
- [Immunofluorescence](#)
- [Immunoprecipitation](#)
- [Flow Cytometry](#)
- [Cell Culture](#)

### RASGRP2 Antibody (monoclonal) (M09) - Images



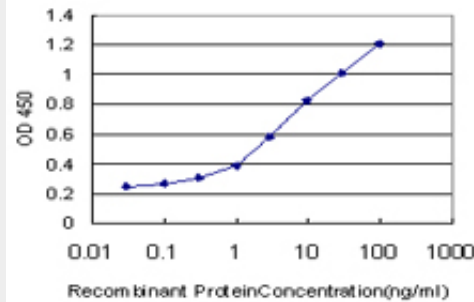
Antibody Reactive Against Recombinant Protein. Western Blot detection against Immunogen (36.74 kDa) .



Western Blot analysis of RASGRP2 expression in transfected 293T cell line by RASGRP2 monoclonal antibody (M09), clone 3D8.

Lane 1: RASGRP2 transfected lysate(75.5 kDa).

Lane 2: Non-transfected lysate.



Detection limit for recombinant GST tagged RASGRP2 is approximately 0.3ng/ml as a capture antibody.

### **RASGRP2 Antibody (monoclonal) (M09) - Background**

The protein encoded by this gene is a brain-enriched nucleotide exchanged factor that contains an N-terminal GEF domain, 2 tandem repeats of EF-hand calcium-binding motifs, and a C-terminal diacylglycerol/phorbol ester-binding domain. This protein can activate small GTPases, including RAS and RAP1/RAS3. The nucleotide exchange activity of this protein can be stimulated by calcium and diacylglycerol. Three alternatively spliced transcript variants encoding the same protein have been found for this gene. [provided by RefSeq]

### **RASGRP2 Antibody (monoclonal) (M09) - References**

1. Calcium-Diacylglycerol Guanine Nucleotide Exchange Factor I (CaIDAG-GEFI) gene mutations associated with loss of function in canine platelets. Boudreaux MK, Catalfamo JL, Klok M. Transl Res. 2007 Aug;150(2):81-92. Epub 2007 May 25.