

**PTX3 Antibody (monoclonal) (M01)**

Mouse monoclonal antibody raised against a partial recombinant PTX3.

Catalog # AT3499a

**Specification**

---

**PTX3 Antibody (monoclonal) (M01) - Product Information**

Application	WB, E
Primary Accession	<a href="#">P26022</a>
Other Accession	<a href="#">NM_002852</a>
Reactivity	Human, Mouse, Rat
Host	mouse
Clonality	Monoclonal
Isotype	IgG1 Kappa
Calculated MW	41976

**PTX3 Antibody (monoclonal) (M01) - Additional Information**

Gene ID 5806

**Other Names**

Pentraxin-related protein PTX3, Pentaxin-related protein PTX3, Tumor necrosis factor alpha-induced protein 5, TNF alpha-induced protein 5, Tumor necrosis factor-inducible gene 14 protein, TSG-14, PTX3, TNFAIP5, TSG14

**Target/Specificity**

PTX3 (NP\_002843, 282 a.a. ~ 380 a.a) partial recombinant protein with GST tag. MW of the GST tag alone is 26 KDa.

**Dilution**

WB~~1:500~1000

**Format**

Clear, colorless solution in phosphate buffered saline, pH 7.2 .

**Storage**

Store at -20°C or lower. Aliquot to avoid repeated freezing and thawing.

**Precautions**

PTX3 Antibody (monoclonal) (M01) is for research use only and not for use in diagnostic or therapeutic procedures.

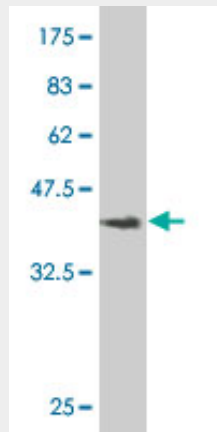
**PTX3 Antibody (monoclonal) (M01) - Protocols**

Provided below are standard protocols that you may find useful for product applications.

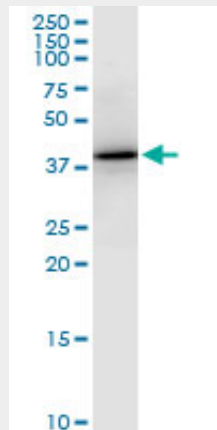
- [Western Blot](#)
- [Blocking Peptides](#)

- [Dot Blot](#)
- [Immunohistochemistry](#)
- [Immunofluorescence](#)
- [Immunoprecipitation](#)
- [Flow Cytometry](#)
- [Cell Culture](#)

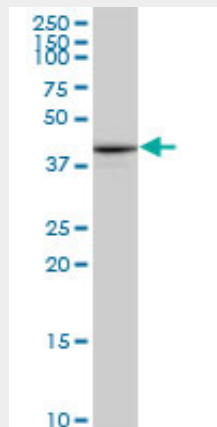
### PTX3 Antibody (monoclonal) (M01) - Images



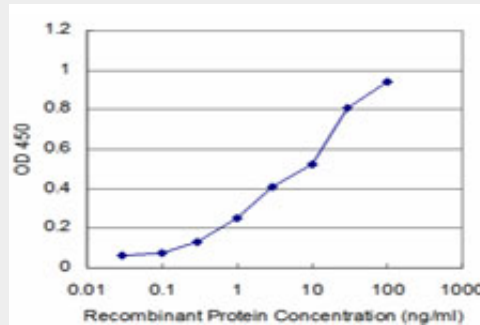
Antibody Reactive Against Recombinant Protein. Western Blot detection against Immunogen (36.63 KDa) .



PTX3 monoclonal antibody (M01), clone 5B7. Western Blot analysis of PTX3 expression in PC-12((Cat # AT3499a )



PTX3 monoclonal antibody (M01), clone 5B7. Western Blot analysis of PTX3 expression in NIH/3T3 ( (Cat # AT3499a )



Detection limit for recombinant GST tagged PTX3 is approximately 0.3ng/ml as a capture antibody.

### PTX3 Antibody (monoclonal) (M01) - References

Variation at the NFATC2 Locus Increases the Risk of Thiazolinedione-Induced Edema in the Diabetes REduction Assessment with ramipril and rosiglitazone Medication (DREAM) Study. Bailey SD, et al. *Diabetes Care*, 2010 Jul 13. PMID 20628086. Nontuberculous mycobacterial cervicofacial lymphadenitis in children from the multicenter, randomized, controlled trial in The Netherlands: relevance of polymorphisms in candidate host immunity genes. Haverkamp MH, et al. *Int J Pediatr Otorhinolaryngol*, 2010 Jul. PMID 20399512. Increased levels of serum pentraxin 3, a novel cardiovascular biomarker, in patients with inflammatory rheumatic disease. Hollan I, et al. *Arthritis Care Res (Hoboken)*, 2010 Mar. PMID 20391484. The angiogenic inhibitor long pentraxin PTX3 forms an asymmetric octamer with two binding sites for FGF2. Inforzato A, et al. *J Biol Chem*, 2010 Jun 4. PMID 20363749. Is pentraxin 3 involved in obesity-induced decrease in arterial distensibility? Miyaki A, et al. *J Atheroscler Thromb*, 2010 Mar 31. PMID 20134101.