

PTPNS1 Antibody (monoclonal) (M01)

Mouse monoclonal antibody raised against a full length recombinant SIRPA.

Catalog # AT3494a

Specification

PTPNS1 Antibody (monoclonal) (M01) - Product Information

Application	WB, E
Primary Accession	P78324
Other Accession	BC026692
Reactivity	Human
Host	Mouse
Clonality	Monoclonal
Isotype	IgG2a Kappa
Calculated MW	54967

PTPNS1 Antibody (monoclonal) (M01) - Additional Information

Gene ID 140885

Other Names

Tyrosine-protein phosphatase non-receptor type substrate 1, SHP substrate 1, SHPS-1, Brain Ig-like molecule with tyrosine-based activation motifs, Bit, CD172 antigen-like family member A, Inhibitory receptor SHPS-1, Macrophage fusion receptor, MyD-1 antigen, Signal-regulatory protein alpha-1, Sirp-alpha-1, Signal-regulatory protein alpha-2, Sirp-alpha-2, Signal-regulatory protein alpha-3, Sirp-alpha-3, p84, CD172a, SIRPA, BIT, MFR, MYD1, PTPNS1, SHPS1, SIRP

Target/Specificity

SIRPA (AAH26692, 28 a.a. ~ 507 a.a) full-length recombinant protein with GST tag. MW of the GST tag alone is 26 KDa.

Dilution

WB~~1:500~1000

Format

Clear, colorless solution in phosphate buffered saline, pH 7.2 .

Storage

Store at -20°C or lower. Aliquot to avoid repeated freezing and thawing.

Precautions

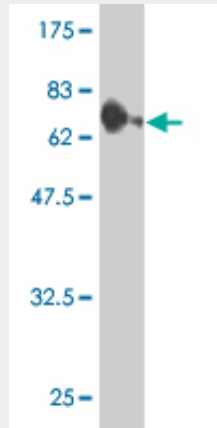
PTPNS1 Antibody (monoclonal) (M01) is for research use only and not for use in diagnostic or therapeutic procedures.

PTPNS1 Antibody (monoclonal) (M01) - Protocols

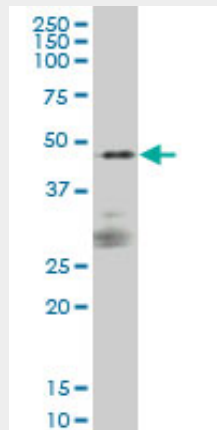
Provided below are standard protocols that you may find useful for product applications.

- [Western Blot](#)
- [Blocking Peptides](#)
- [Dot Blot](#)
- [Immunohistochemistry](#)
- [Immunofluorescence](#)
- [Immunoprecipitation](#)
- [Flow Cytometry](#)
- [Cell Culture](#)

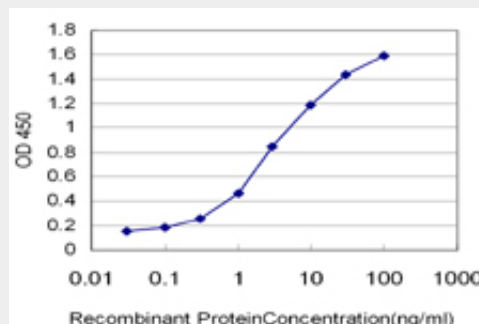
PTPNS1 Antibody (monoclonal) (M01) - Images



Antibody Reactive Against Recombinant Protein. Western Blot detection against Immunogen (78.54 KDa) .



SIRPA monoclonal antibody (M01), clone 1D10 Western Blot analysis of SIRPA expression in IMR-32 ((Cat # AT3494a)



Detection limit for recombinant GST tagged SIRPA is approximately 0.03ng/ml as a capture

antibody.

PTPNS1 Antibody (monoclonal) (M01) - Background

The protein encoded by this gene is a member of the signal-regulatory-protein (SIRP) family, and also belongs to the immunoglobulin superfamily. SIRP family members are receptor-type transmembrane glycoproteins known to be involved in the negative regulation of receptor tyrosine kinase-coupled signaling processes. This protein can be phosphorylated by tyrosine kinases. The phospho-tyrosine residues of this PTP have been shown to recruit SH2 domain containing tyrosine phosphatases (PTP), and serve as substrates of PTPs. This protein was found to participate in signal transduction mediated by various growth factor receptors. CD47 has been demonstrated to be a ligand for this receptor protein. This gene and its product share very high similarity with several other members of the SIRP family. These related genes are located in close proximity to each other on chromosome 20p13. Multiple alternatively spliced transcript variants have been determined for this gene.

PTPNS1 Antibody (monoclonal) (M01) - References

SIRPalpha1 receptors interfere with the EGFRvIII signalosome to inhibit glioblastoma cell transformation and migration. Kapoor GS, et al. *Oncogene*, 2010 Jul 22. PMID 20473329. Self inhibition of phagocytosis: the affinity of 'marker of self' CD47 for SIRPalpha dictates potency of inhibition but only at low expression levels. Tsai RK, et al. *Blood Cells Mol Dis*, 2010 Jun 15. PMID 20299253. Insulin-like growth factor-I-stimulated insulin receptor substrate-1 negatively regulates Src homology 2 domain-containing protein-tyrosine phosphatase substrate-1 function in vascular smooth muscle cells. Radhakrishnan Y, et al. *J Biol Chem*, 2010 May 21. PMID 20207740. The role of glucocorticoid in SIRP alpha and SHP-1 gene expression in AIHA patients. de Almeida AC, et al. *Immunopharmacol Immunotoxicol*, 2009. PMID 19874234. A genome-wide meta-analysis identifies 22 loci associated with eight hematological parameters in the HaemGen consortium. Soranzo N, et al. *Nat Genet*, 2009 Nov. PMID 19820697.