

PRDM1 Antibody (monoclonal) (M04)

Mouse monoclonal antibody raised against a partial recombinant PRDM1.

Catalog # AT3418a

Specification

PRDM1 Antibody (monoclonal) (M04) - Product Information

| | |
|-------------------|---------------------------|
| Application | WB, E |
| Primary Accession | O75626 |
| Other Accession | NM_001198 |
| Reactivity | Human |
| Host | mouse |
| Clonality | Monoclonal |
| Isotype | IgG1 Kappa |
| Calculated MW | 91771 |

PRDM1 Antibody (monoclonal) (M04) - Additional Information

Gene ID 639

Other Names

PR domain zinc finger protein 1, 211-, BLIMP-1, Beta-interferon gene positive regulatory domain I-binding factor, PR domain-containing protein 1, Positive regulatory domain I-binding factor 1, PRDI-BF1, PRDI-binding factor 1, PRDM1, BLIMP1

Target/Specificity

PRDM1 (NP_001189, 1 a.a. ~ 109 a.a) partial recombinant protein with GST tag. MW of the GST tag alone is 26 KDa.

Dilution

WB~~1:500~1000

Format

Clear, colorless solution in phosphate buffered saline, pH 7.2 .

Storage

Store at -20°C or lower. Aliquot to avoid repeated freezing and thawing.

Precautions

PRDM1 Antibody (monoclonal) (M04) is for research use only and not for use in diagnostic or therapeutic procedures.

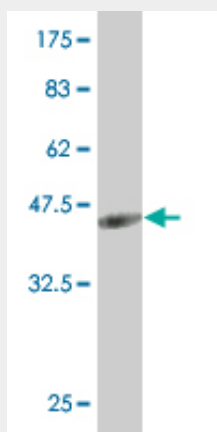
PRDM1 Antibody (monoclonal) (M04) - Protocols

Provided below are standard protocols that you may find useful for product applications.

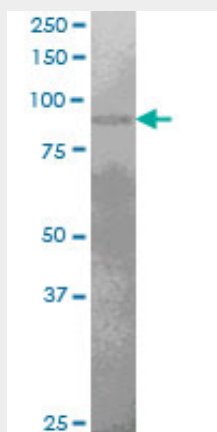
- [Western Blot](#)
- [Blocking Peptides](#)

- [Dot Blot](#)
- [Immunohistochemistry](#)
- [Immunofluorescence](#)
- [Immunoprecipitation](#)
- [Flow Cytometry](#)
- [Cell Culture](#)

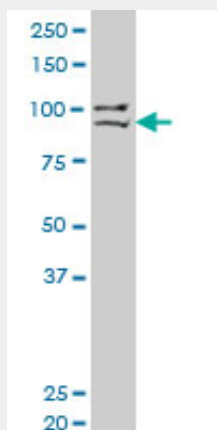
PRDM1 Antibody (monoclonal) (M04) - Images



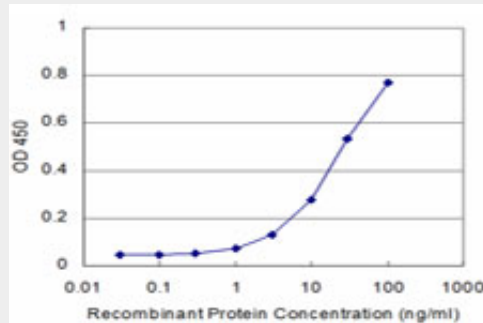
Antibody Reactive Against Recombinant Protein. Western Blot detection against Immunogen (37.73 KDa) .



PRDM1 monoclonal antibody (M04), clone 2F8. Western Blot analysis of PRDM1 expression in human skeletal muscle.



PRDM1 monoclonal antibody (M04), clone 2F8 Western Blot analysis of PRDM1 expression in SJC1RH30 ((Cat # AT3418a)



Detection limit for recombinant GST tagged PRDM1 is approximately 3ng/ml as a capture antibody.

PRDM1 Antibody (monoclonal) (M04) - Background

This gene encodes a protein that acts as a repressor of beta-interferon gene expression. The protein binds specifically to the PRDI (positive regulatory domain I element) of the beta-IFN gene promoter. Transcription of this gene increases upon virus induction. Two alternatively spliced transcript variants that encode different isoforms have been reported.

PRDM1 Antibody (monoclonal) (M04) - References

Personalized smoking cessation: interactions between nicotine dose, dependence and quit-success genotype score. Rose JE, et al. Mol Med, 2010 Jul-Aug. PMID 20379614. Blimp-1 is a tumor suppressor gene in lymphoid malignancies. Hangaishi A, et al. Int J Hematol, 2010 Jan. PMID 20047096. Peroxisome proliferator-activated receptor gamma ligands enhance human B cell antibody production and differentiation. Garcia-Bates TM, et al. J Immunol, 2009 Dec 1. PMID 19915048. Genetic variants at CD28, PRDM1 and CD2/CD58 are associated with rheumatoid arthritis risk. Raychaudhuri S, et al. Nat Genet, 2009 Dec. PMID 19898481. A large-scale replication study identifies TNIP1, PRDM1, JAZF1, UHRF1BP1 and IL10 as risk loci for systemic lupus erythematosus. Gateva V, et al. Nat Genet, 2009 Nov. PMID 19838195.