

PLS1 Antibody (monoclonal) (M04)

Mouse monoclonal antibody raised against a partial recombinant PLS1.

Catalog # AT3347a

Specification

PLS1 Antibody (monoclonal) (M04) - Product Information

Application	WB, E
Primary Accession	Q14651
Other Accession	NM_002670
Reactivity	Human
Host	mouse
Clonality	Monoclonal
Isotype	IgG2b Kappa
Calculated MW	70253

PLS1 Antibody (monoclonal) (M04) - Additional Information**Gene ID** 5357**Other Names**

Plastin-1, Intestine-specific plastin, I-plastin, PLS1

Target/Specificity

PLS1 (NP_002661.1, 1 a.a. ~ 102 a.a) partial recombinant protein with GST tag. MW of the GST tag alone is 26 KDa.

Dilution

WB~~1:500~1000

Format

Clear, colorless solution in phosphate buffered saline, pH 7.2 .

Storage

Store at -20°C or lower. Aliquot to avoid repeated freezing and thawing.

Precautions

PLS1 Antibody (monoclonal) (M04) is for research use only and not for use in diagnostic or therapeutic procedures.

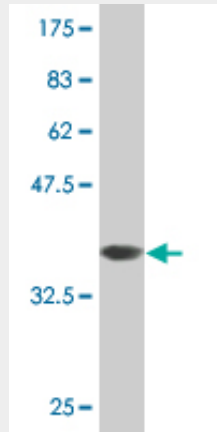
PLS1 Antibody (monoclonal) (M04) - Protocols

Provided below are standard protocols that you may find useful for product applications.

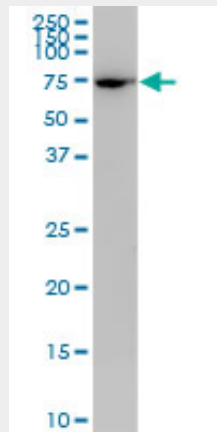
- [Western Blot](#)
- [Blocking Peptides](#)
- [Dot Blot](#)
- [Immunohistochemistry](#)

- [Immunofluorescence](#)
- [Immunoprecipitation](#)
- [Flow Cytometry](#)
- [Cell Culture](#)

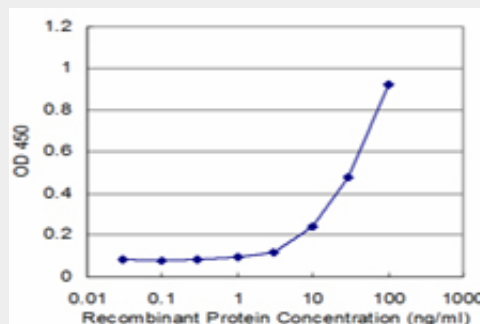
PLS1 Antibody (monoclonal) (M04) - Images



Antibody Reactive Against Recombinant Protein. Western Blot detection against Immunogen (36.96 KDa) .



PLS1 monoclonal antibody (M04), clone 3G10. Western Blot analysis of PLS1 expression in Jurkat (Cat # AT3347a)



Detection limit for recombinant GST tagged PLS1 is approximately 3ng/ml as a capture antibody.

PLS1 Antibody (monoclonal) (M04) - Background

Plastins are a family of actin-binding proteins that are conserved throughout eukaryote evolution

and expressed in most tissues of higher eukaryotes. In humans, two ubiquitous plastin isoforms (L and T) have been identified. The protein encoded by this gene is a third distinct plastin isoform, which is specifically expressed at high levels in the small intestine. Alternatively spliced transcript variants varying in the 5' UTR, but encoding the same protein, have been found for this gene. A pseudogene of this gene is found on chromosome 11.

PLS1 Antibody (monoclonal) (M04) - References

Diversification of transcriptional modulation: large-scale identification and characterization of putative alternative promoters of human genes. Kimura K, et al. *Genome Res*, 2006 Jan. PMID 16344560. Sequence comparison of human and mouse genes reveals a homologous block structure in the promoter regions. Suzuki Y, et al. *Genome Res*, 2004 Sep. PMID 15342556. Generation and initial analysis of more than 15,000 full-length human and mouse cDNA sequences. Strausberg RL, et al. *Proc Natl Acad Sci U S A*, 2002 Dec 24. PMID 12477932. Organization of focal adhesion plaques is disrupted by action of the HIV-1 protease. Shoeman RL, et al. *Cell Biol Int*, 2002. PMID 12119179. Normalization and subtraction: two approaches to facilitate gene discovery. Bonaldo MF, et al. *Genome Res*, 1996 Sep. PMID 8889548.