

PGR Antibody (monoclonal) (M05)

Mouse monoclonal antibody raised against a partial recombinant PGR. This PGR gene uses two distinct
Catalog # AT3287a

Specification

PGR Antibody (monoclonal) (M05) - Product Information

Application	IF, WB, IHC, E
Primary Accession	P06401
Other Accession	NM_000926
Reactivity	Human
Host	mouse
Clonality	Monoclonal
Isotype	IgG1 Kappa
Calculated MW	98981

PGR Antibody (monoclonal) (M05) - Additional Information

Gene ID 5241

Other Names

Progesterone receptor, PR, Nuclear receptor subfamily 3 group C member 3, PGR, NR3C3

Target/Specificity

PGR (NP_000917, 1 a.a. ~ 110 a.a) partial recombinant protein with GST tag. MW of the GST tag alone is 26 KDa.

Dilution

WB~~1:500~1000

Format

Clear, colorless solution in phosphate buffered saline, pH 7.2 .

Storage

Store at -20°C or lower. Aliquot to avoid repeated freezing and thawing.

Precautions

PGR Antibody (monoclonal) (M05) is for research use only and not for use in diagnostic or therapeutic procedures.

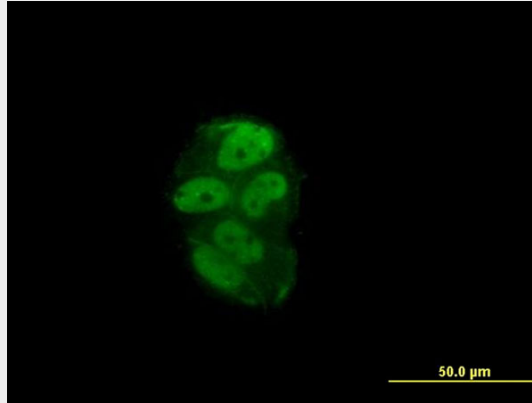
PGR Antibody (monoclonal) (M05) - Protocols

Provided below are standard protocols that you may find useful for product applications.

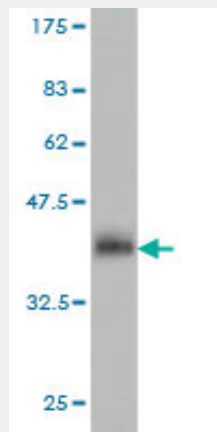
- [Western Blot](#)
- [Blocking Peptides](#)
- [Dot Blot](#)

- [Immunohistochemistry](#)
- [Immunofluorescence](#)
- [Immunoprecipitation](#)
- [Flow Cytometry](#)
- [Cell Culture](#)

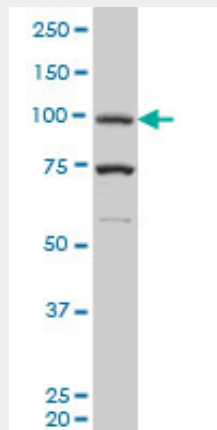
PGR Antibody (monoclonal) (M05) - Images



Immunofluorescence of monoclonal antibody to PGR on MCF-7 cell . [antibody concentration 10 ug/ml]

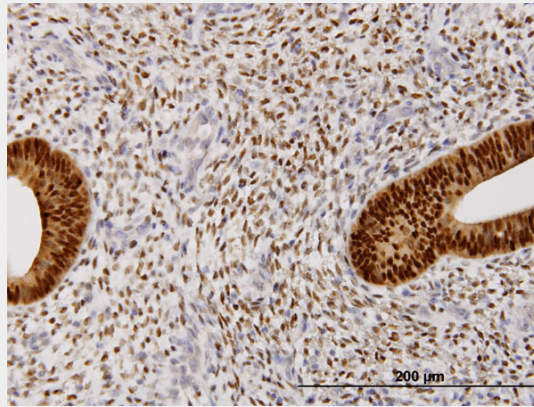


Antibody Reactive Against Recombinant Protein. Western Blot detection against Immunogen (37.84 KDa) .

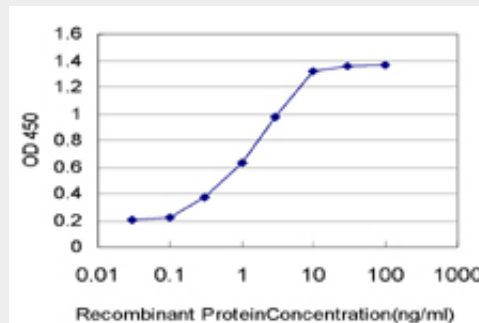


PGR monoclonal antibody (M05), clone 1B11 Western Blot analysis of PGR expression in K-562 (

(Cat # AT3287a)



Immunoperoxidase of monoclonal antibody to PGR on formalin-fixed paraffin-embedded human endometrium. [antibody concentration 1.5 ug/ml]



Detection limit for recombinant GST tagged PGR is approximately 0.03ng/ml as a capture antibody.

PGR Antibody (monoclonal) (M05) - Background

This gene encodes a member of the steroid receptor superfamily. The encoded protein mediates the physiological effects of progesterone, which plays a central role in reproductive events associated with the establishment and maintenance of pregnancy. This gene uses two distinct promoters and translation start sites in the first exon to produce two isoforms, A and B. The two isoforms are identical except for the additional 165 amino acids found in the N-terminus of isoform B and mediate their own response genes and physiologic effects with little overlap. The location of transcription initiation for isoform A has not been clearly determined.

PGR Antibody (monoclonal) (M05) - References

Associations of Progesterone Receptor Polymorphisms with Age at Menarche and Menstrual Cycle Length. Taylor KC, et al. *Horm Res Paediatr*, 2010 Sep 2. PMID 20814185. Progesterone receptor gene polymorphisms and risk of endometriosis: results from an international collaborative effort. Near AM, et al. *Fertil Steril*, 2010 Aug 16. PMID 20719308. [BRCA1 selectively regulates the expression of progesterone receptor A in sporadic invasive ductal breast carcinoma] Wang X, et al. *Zhonghua Yi Xue Za Zhi*, 2010 May 25. PMID 20646629. Comprehensive analysis of common genetic variation in 61 genes related to steroid hormone and insulin-like growth factor-I metabolism and breast cancer risk in the NCI breast and prostate cancer cohort consortium. Canzian F, et al. *Hum Mol Genet*, 2010 Oct 1. PMID 20634197. Variation at the NFATC2 Locus Increases the Risk of Thiazolidinedione-Induced Edema in the Diabetes REduction Assessment with ramipril and rosiglitazone Medication (DREAM) Study. Bailey SD, et al. *Diabetes Care*, 2010 Jul 13. PMID 20628086.