

PCYT1A Antibody (monoclonal) (M03)

Mouse monoclonal antibody raised against a partial recombinant PCYT1A.

Catalog # AT3244a

Specification

PCYT1A Antibody (monoclonal) (M03) - Product Information

Application	WB, E
Primary Accession	P49585
Other Accession	NM_005017
Reactivity	Human, Rat
Host	mouse
Clonality	Monoclonal
Isotype	IgG2a Kappa
Calculated MW	41731

PCYT1A Antibody (monoclonal) (M03) - Additional Information

Gene ID 5130

Other Names

Choline-phosphate cytidyltransferase A, CCT-alpha, CTP:phosphocholine cytidyltransferase A, CCT A, CT A, Phosphorylcholine transferase A, PCYT1A, CTPCT, PCYT1

Target/Specificity

PCYT1A (NP_005008, 2 a.a. ~ 90 a.a) partial recombinant protein with GST tag. MW of the GST tag alone is 26 kDa.

Dilution

WB ~ 1:500 ~ 1000

Format

Clear, colorless solution in phosphate buffered saline, pH 7.2 .

Storage

Store at -20°C or lower. Aliquot to avoid repeated freezing and thawing.

Precautions

PCYT1A Antibody (monoclonal) (M03) is for research use only and not for use in diagnostic or therapeutic procedures.

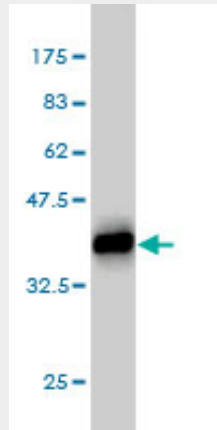
PCYT1A Antibody (monoclonal) (M03) - Protocols

Provided below are standard protocols that you may find useful for product applications.

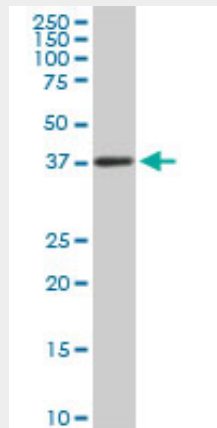
- [Western Blot](#)
- [Blocking Peptides](#)
- [Dot Blot](#)

- [Immunohistochemistry](#)
- [Immunofluorescence](#)
- [Immunoprecipitation](#)
- [Flow Cytometry](#)
- [Cell Culture](#)

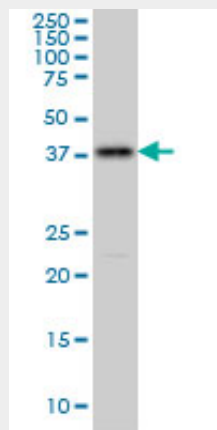
PCYT1A Antibody (monoclonal) (M03) - Images



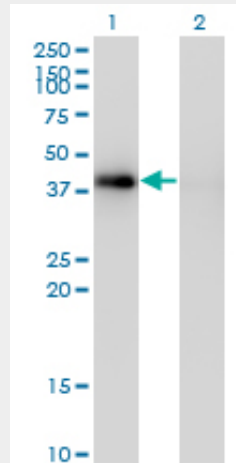
Antibody Reactive Against Recombinant Protein. Western Blot detection against Immunogen (35.53 KDa) .



PCYT1A monoclonal antibody (M03), clone 7H8. Western Blot analysis of PCYT1A expression in PC-12 ((Cat # AT3244a)

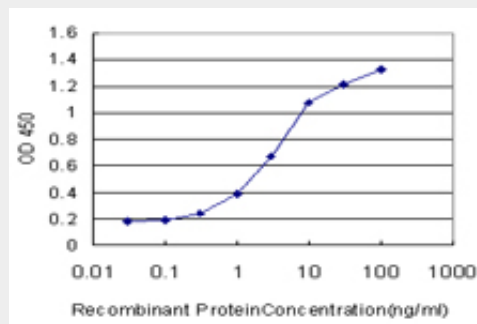


PCYT1A monoclonal antibody (M03), clone 7H8 Western Blot analysis of PCYT1A expression in K-562 ((Cat # AT3244a)



Western Blot analysis of PCYT1A expression in transfected 293T cell line by PCYT1A monoclonal antibody (M03), clone 7H8.

Lane 1: PCYT1A transfected lysate(41.7 KDa).
Lane 2: Non-transfected lysate.



Detection limit for recombinant GST tagged PCYT1A is approximately 0.3ng/ml as a capture antibody.

PCYT1A Antibody (monoclonal) (M03) - References

Polymorphisms located in the region containing BHMT and BHMT2 genes as maternal protective factors for orofacial clefts. Mostowska A, et al. *Eur J Oral Sci*, 2010 Aug. PMID 20662904. Associations of folate and choline metabolism gene polymorphisms with orofacial clefts. Mostowska A, et al. *J Med Genet*, 2009 Sep 7. PMID 19737740. CHKA and PCYT1A gene polymorphisms, choline intake and spina bifida risk in a California population. Enaw JO, et al. *BMC Med*, 2006 Dec 21. PMID 17184542. Global, in vivo, and site-specific phosphorylation dynamics in signaling networks. Olsen JV, et al. *Cell*, 2006 Nov 3. PMID 17081983. A probability-based approach for high-throughput protein phosphorylation analysis and site localization. Beausoleil SA, et al. *Nat Biotechnol*, 2006 Oct. PMID 16964243.