

NMI Antibody (monoclonal) (M03)
Mouse monoclonal antibody raised against a partial recombinant NMI.
Catalog # AT3071a

Specification

NMI Antibody (monoclonal) (M03) - Product Information

Application	WB, IHC, E
Primary Accession	Q13287
Other Accession	BC001268
Reactivity	Human
Host	mouse
Clonality	Monoclonal
Isotype	IgG2b Kappa
Calculated MW	35057

NMI Antibody (monoclonal) (M03) - Additional Information

Gene ID 9111

Other Names

N-myc-interactor, Nmi, N-myc and STAT interactor, NMI

Target/Specificity

NMI (AAH01268, 1 a.a. ~ 100 a.a) partial recombinant protein with GST tag. MW of the GST tag alone is 26 KDa.

Dilution

WB~~1:500~1000

Format

Clear, colorless solution in phosphate buffered saline, pH 7.2 .

Storage

Store at -20°C or lower. Aliquot to avoid repeated freezing and thawing.

Precautions

NMI Antibody (monoclonal) (M03) is for research use only and not for use in diagnostic or therapeutic procedures.

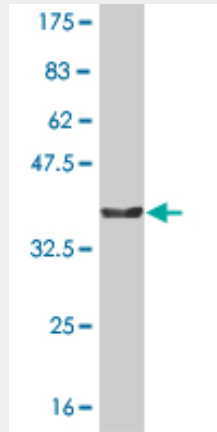
NMI Antibody (monoclonal) (M03) - Protocols

Provided below are standard protocols that you may find useful for product applications.

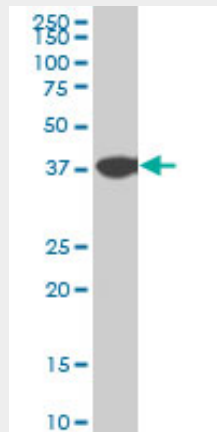
- [Western Blot](#)
- [Blocking Peptides](#)
- [Dot Blot](#)
- [Immunohistochemistry](#)

- [Immunofluorescence](#)
- [Immunoprecipitation](#)
- [Flow Cytometry](#)
- [Cell Culture](#)

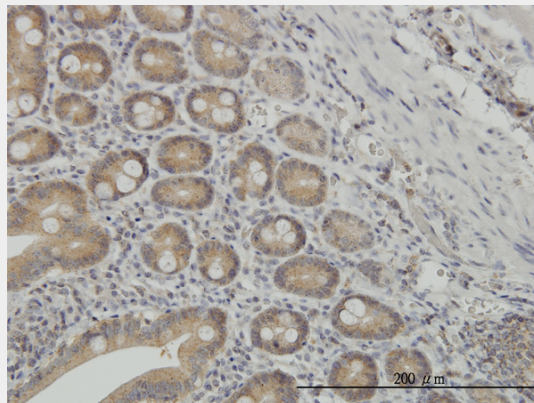
NMI Antibody (monoclonal) (M03) - Images



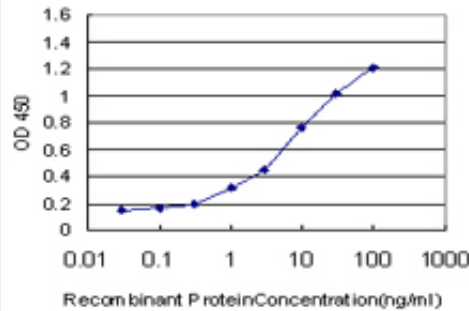
Antibody Reactive Against Recombinant Protein. Western Blot detection against Immunogen (36.74 kDa) .



NMI monoclonal antibody (M03), clone 9B8 Western Blot analysis of NMI expression in HeLa (Cat # AT3071a)



Immunoperoxidase of monoclonal antibody to NMI on formalin-fixed paraffin-embedded human small Intestine. [antibody concentration 3 ug/ml]



Detection limit for recombinant GST tagged NMI is approximately 0.3ng/ml as a capture antibody.

NMI Antibody (monoclonal) (M03) - Background

NMYC interactor (NMI) encodes a protein that interacts with NMYC and CMYC (two members of the oncogene Myc family), and other transcription factors containing a Zip, HLH, or HLH-Zip motif. The NMI protein also interacts with all STATs except STAT2 and augments STAT-mediated transcription in response to cytokines IL2 and IFN-gamma. The NMI mRNA has low expression levels in all human fetal and adult tissues tested except brain and has high expression in cancer cell line-myeloid leukemias.

NMI Antibody (monoclonal) (M03) - References

New genetic associations detected in a host response study to hepatitis B vaccine. Davila S, et al. *Genes Immun*, 2010 Apr. PMID 20237496. Nmi (N-Myc interactor) inhibits Wnt/beta-catenin signaling and retards tumor growth. Fillmore RA, et al. *Int J Cancer*, 2009 Aug 1. PMID 19358268. Tagging single-nucleotide polymorphisms in candidate oncogenes and susceptibility to ovarian cancer. Quaye L, et al. *Br J Cancer*, 2009 Mar 24. PMID 19240718. Evaluating new candidate SNPs as low penetrance risk factors in sporadic breast cancer: a two-stage Spanish case-control study. Vega A, et al. *Gynecol Oncol*, 2009 Jan. PMID 18950845. The effects of common genetic variants in oncogenes on ovarian cancer survival. Quaye L, et al. *Clin Cancer Res*, 2008 Sep 15. PMID 18794094.