

NBL1 Antibody (monoclonal) (M01)

Mouse monoclonal antibody raised against a partial recombinant NBL1.

Catalog # AT2975a

Specification

NBL1 Antibody (monoclonal) (M01) - Product Information

Application	WB, E
Primary Accession	P41271
Other Accession	NM_005380
Reactivity	Human
Host	mouse
Clonality	Monoclonal
Isotype	IgG2a Kappa
Calculated MW	19408

NBL1 Antibody (monoclonal) (M01) - Additional Information**Gene ID** 100532736;4681**Other Names**

Neuroblastoma suppressor of tumorigenicity 1, DAN domain family member 1, Protein N03, Zinc finger protein DAN, NBL1, DAN, DAND1

Target/Specificity

NBL1 (NP_005371, 21 a.a. ~ 130 a.a) partial recombinant protein with GST tag. MW of the GST tag alone is 26 KDa.

Dilution

WB~~1:500~1000

Format

Clear, colorless solution in phosphate buffered saline, pH 7.2 .

Storage

Store at -20°C or lower. Aliquot to avoid repeated freezing and thawing.

Precautions

NBL1 Antibody (monoclonal) (M01) is for research use only and not for use in diagnostic or therapeutic procedures.

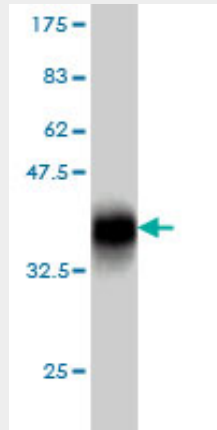
NBL1 Antibody (monoclonal) (M01) - Protocols

Provided below are standard protocols that you may find useful for product applications.


- [Western Blot](#)
- [Blocking Peptides](#)
- [Dot Blot](#)

- [Immunohistochemistry](#)
- [Immunofluorescence](#)
- [Immunoprecipitation](#)
- [Flow Cytometry](#)
- [Cell Culture](#)

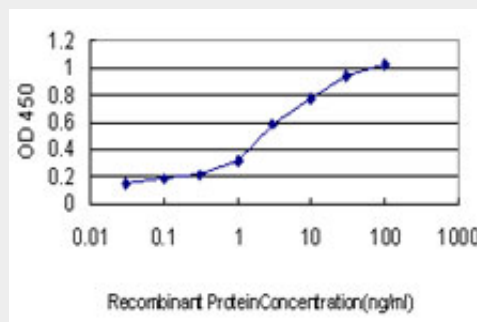
NBL1 Antibody (monoclonal) (M01) - Images



Antibody Reactive Against Recombinant Protein. Western Blot detection against Immunogen (37.84 KDa) .



NBL1 monoclonal antibody (M01), clone 2G4 Western Blot analysis of NBL1 expression in A-431 (Cat # AT2975a)



Detection limit for recombinant GST tagged NBL1 is approximately 0.03ng/ml as a capture antibody.

NBL1 Antibody (monoclonal) (M01) - Background

This gene product is the founding member of the evolutionarily conserved CAN (Cerberus and DAN) family of proteins, which contain a domain resembling the CTCK (C-terminal cystine knot-like) motif found in a number of signaling molecules. These proteins are secreted, and act as BMP (bone morphogenetic protein) antagonists by binding to BMPs and preventing them from interacting with their receptors. They may thus play an important role during growth and development. Alternatively spliced transcript variants encoding distinct isoforms have been identified for this gene.

NBL1 Antibody (monoclonal) (M01) - References

NBL1 and anillin (ANLN) genes over-expression in pancreatic carcinoma. Olakowski M, et al. Folia Histochem Cytobiol, 2009. PMID 19995712. Diversification of transcriptional modulation: large-scale identification and characterization of putative alternative promoters of human genes. Kimura K, et al. Genome Res, 2006 Jan. PMID 16344560. Cutting edge: bone morphogenetic protein antagonists Drm/Gremlin and Dan interact with Slits and act as negative regulators of monocyte chemotaxis. Chen B, et al. J Immunol, 2004 Nov 15. PMID 15528323. The status, quality, and expansion of the NIH full-length cDNA project: the Mammalian Gene Collection (MGC). Gerhard DS, et al. Genome Res, 2004 Oct. PMID 15489334. Generation and initial analysis of more than 15,000 full-length human and mouse cDNA sequences. Strausberg RL, et al. Proc Natl Acad Sci U S A, 2002 Dec 24. PMID 12477932.