

MEOX2 Antibody (monoclonal) (M03)

Mouse monoclonal antibody raised against a full length recombinant MEOX2.

Catalog # AT2846a

Specification

MEOX2 Antibody (monoclonal) (M03) - Product Information

Application	IF, WB, IHC, E
Primary Accession	P50222
Other Accession	BC017021
Reactivity	Human, Mouse, Rat
Host	mouse
Clonality	Monoclonal
Isotype	IgG1 Kappa
Calculated MW	33594

MEOX2 Antibody (monoclonal) (M03) - Additional Information

Gene ID 4223

Other Names

Homeobox protein MOX-2, Growth arrest-specific homeobox, Mesenchyme homeobox 2, MEOX2, GAX, MOX2

Target/Specificity

MEOX2 (AAH17021, 1 a.a. ~ 303 a.a) full-length recombinant protein with GST tag. MW of the GST tag alone is 26 KDa.

Dilution

WB~~1:500~1000

Format

Clear, colorless solution in phosphate buffered saline, pH 7.2 .

Storage

Store at -20°C or lower. Aliquot to avoid repeated freezing and thawing.

Precautions

MEOX2 Antibody (monoclonal) (M03) is for research use only and not for use in diagnostic or therapeutic procedures.

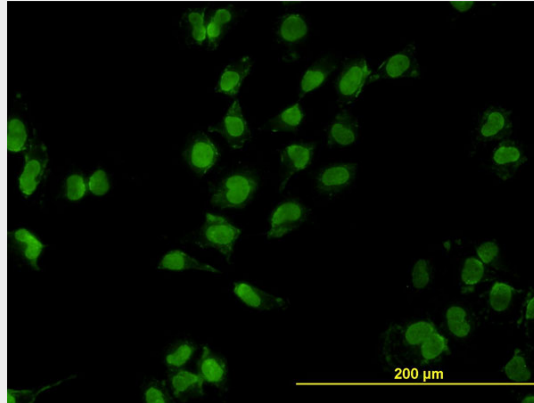
MEOX2 Antibody (monoclonal) (M03) - Protocols

Provided below are standard protocols that you may find useful for product applications.

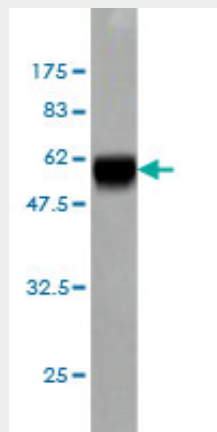
- [Western Blot](#)
- [Blocking Peptides](#)
- [Dot Blot](#)

- [Immunohistochemistry](#)
- [Immunofluorescence](#)
- [Immunoprecipitation](#)
- [Flow Cytometry](#)
- [Cell Culture](#)

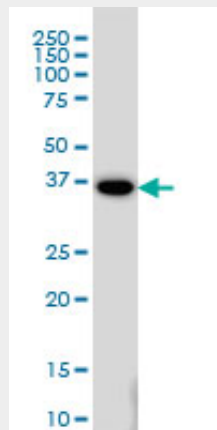
MEOX2 Antibody (monoclonal) (M03) - Images



Immunofluorescence of monoclonal antibody to MEOX2 on HeLa cell. [antibody concentration 10 ug/ml]

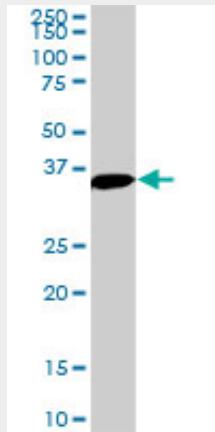


Antibody Reactive Against Recombinant Protein. Western Blot detection against Immunogen (59.07 KDa) .

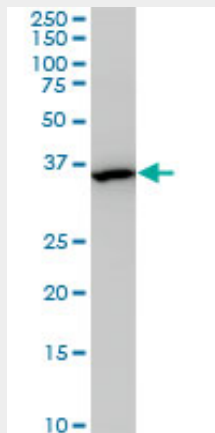


MEOX2 monoclonal antibody (M03), clone 6A5 Western Blot analysis of MEOX2 expression in

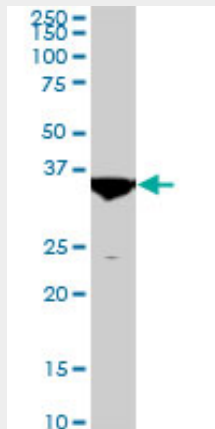
HeLa ((Cat # AT2846a)



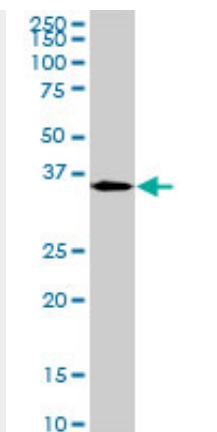
MEOX2 monoclonal antibody (M03), clone 6A5. Western Blot analysis of MEOX2 expression in PC-12 ((Cat # AT2846a)



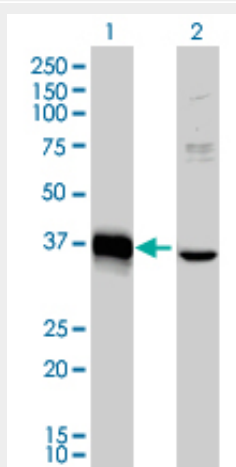
MEOX2 monoclonal antibody (M03), clone 6A5. Western Blot analysis of MEOX2 expression in Hela S3 NE ((Cat # AT2846a)



MEOX2 monoclonal antibody (M03), clone 6A5. Western Blot analysis of MEOX2 expression in Raw 264.7 ((Cat # AT2846a)



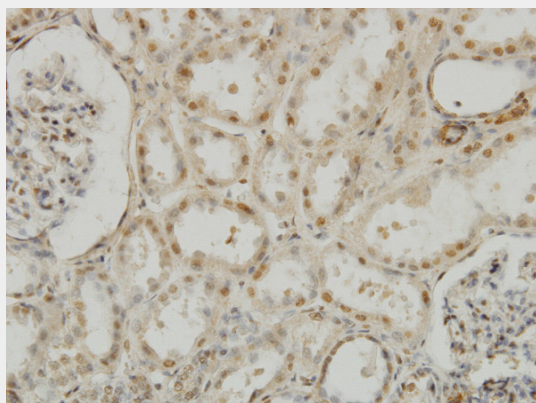
MEOX2 monoclonal antibody (M03), clone 6A5. Western Blot analysis of MEOX2 expression in NIH/3T3 ((Cat # AT2846a)



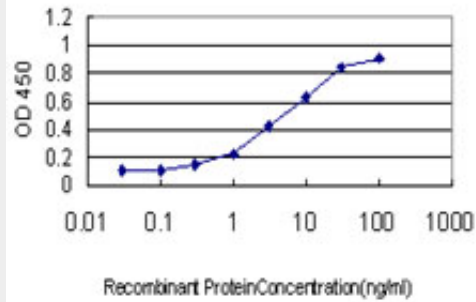
Western Blot analysis of MEOX2 expression in transfected 293T cell line by MEOX2 monoclonal antibody (M03), clone 6A5.

Lane 1: MEOX2 transfected lysate(33 KDa).

Lane 2: Non-transfected lysate.



Immunoperoxidase of monoclonal antibody to MEOX2 on formalin-fixed paraffin-embedded human kidney. [antibody concentration 1 ug/ml]



Detection limit for recombinant GST tagged MEOX2 is approximately 0.3ng/ml as a capture antibody.

MEOX2 Antibody (monoclonal) (M03) - Background

This gene encodes a member of a subfamily of non-clustered, diverged, antennapedia-like homeobox-containing genes. The encoded protein may play a role in the regulation of vertebrate limb myogenesis. Mutations in the related mouse protein may be associated with craniofacial and/or skeletal abnormalities, in addition to neurovascular dysfunction observed in Alzheimer's disease.

MEOX2 Antibody (monoclonal) (M03) - References

1. MicroRNA-130a Mediates Proliferation of Vascular Smooth Muscle Cells in Hypertension. Wu WH, Hu CP, Chen XP, Zhang WF, Li XW, Xiong XM, Li YJ. *Am J Hypertens*. 2011 Jul 14. doi: 10.1038/ajh.2011.116. [Epub ahead of print]