

MEOX2 Antibody (monoclonal) (M02)

Mouse monoclonal antibody raised against a full length recombinant MEOX2.

Catalog # AT2845a

Specification

MEOX2 Antibody (monoclonal) (M02) - Product Information

Application	IF, WB, E
Primary Accession	P50222
Other Accession	BC017021
Reactivity	Human, Mouse, Rat
Host	mouse
Clonality	Monoclonal
Isotype	IgG1 Kappa
Calculated MW	33594

MEOX2 Antibody (monoclonal) (M02) - Additional Information

Gene ID 4223

Other Names

Homeobox protein MOX-2, Growth arrest-specific homeobox, Mesenchyme homeobox 2, MEOX2, GAX, MOX2

Target/Specificity

MEOX2 (AAH17021, 1 a.a. ~ 303 a.a) full-length recombinant protein with GST tag. MW of the GST tag alone is 26 KDa.

Dilution

WB~~1:500~1000

Format

Clear, colorless solution in phosphate buffered saline, pH 7.2 .

Storage

Store at -20°C or lower. Aliquot to avoid repeated freezing and thawing.

Precautions

MEOX2 Antibody (monoclonal) (M02) is for research use only and not for use in diagnostic or therapeutic procedures.

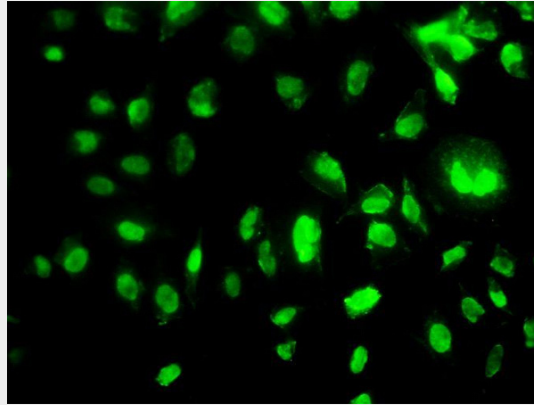
MEOX2 Antibody (monoclonal) (M02) - Protocols

Provided below are standard protocols that you may find useful for product applications.

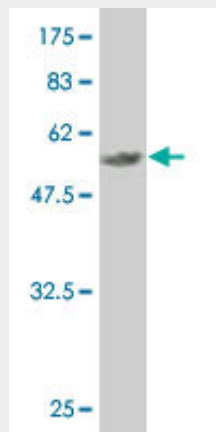
- [Western Blot](#)
- [Blocking Peptides](#)
- [Dot Blot](#)

- [Immunohistochemistry](#)
- [Immunofluorescence](#)
- [Immunoprecipitation](#)
- [Flow Cytometry](#)
- [Cell Culture](#)

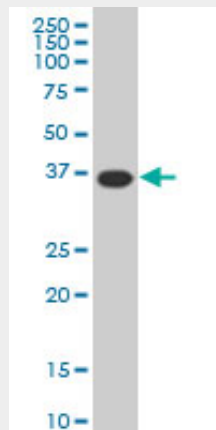
MEOX2 Antibody (monoclonal) (M02) - Images



Immunofluorescence of monoclonal antibody to MEOX2 on HeLa cell. [antibody concentration 10 ug/ml]

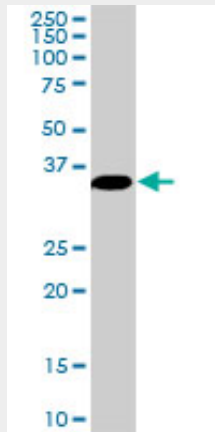


Antibody Reactive Against Recombinant Protein. Western Blot detection against Immunogen (59.07 KDa) .

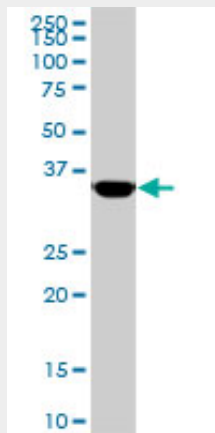


MEOX2 monoclonal antibody (M02), clone 5A6 Western Blot analysis of MEOX2 expression in

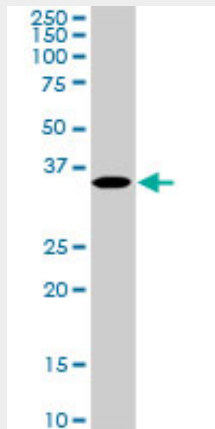
HeLa ((Cat # AT2845a)



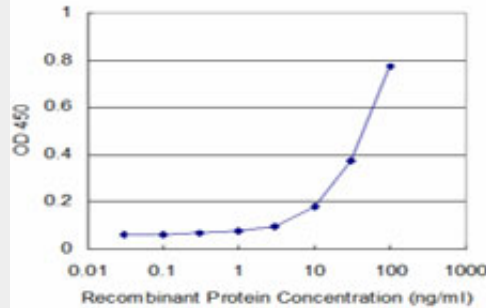
MEOX2 monoclonal antibody (M02), clone 5A6. Western Blot analysis of MEOX2 expression in PC-12 ((Cat # AT2845a)



MEOX2 monoclonal antibody (M02), clone 5A6. Western Blot analysis of MEOX2 expression in Raw 264.7 ((Cat # AT2845a)



MEOX2 monoclonal antibody (M02), clone 5A6. Western Blot analysis of MEOX2 expression in NIH/3T3 ((Cat # AT2845a)



Detection limit for recombinant GST tagged MEOX2 is approximately 3ng/ml as a capture antibody.

MEOX2 Antibody (monoclonal) (M02) - Background

This gene encodes a member of a subfamily of non-clustered, diverged, antennapedia-like homeobox-containing genes. The encoded protein may play a role in the regulation of vertebrate limb myogenesis. Mutations in the related mouse protein may be associated with craniofacial and/or skeletal abnormalities, in addition to neurovascular dysfunction observed in Alzheimer's disease.

MEOX2 Antibody (monoclonal) (M02) - References

Personalized smoking cessation: interactions between nicotine dose, dependence and quit-success genotype score. Rose JE, et al. *Mol Med*, 2010 Jul-Aug. PMID 20379614. Two candidate tumor suppressor genes, MEOX2 and SOSTDC1, identified in a 7p21 homozygous deletion region in a Wilms tumor. Ohshima J, et al. *Genes Chromosomes Cancer*, 2009 Dec. PMID 19760604. Functional role of Meox2 during the epithelial cytotstatic response to TGF-beta. Valcourt U, et al. *Mol Oncol*, 2007 Jun. PMID 19383287. A functional screen for regulators of CKDN2A reveals MEOX2 as a transcriptional activator of INK4a. Irelan JT, et al. *PLoS One*, 2009. PMID 19340300. Regulation of angiogenesis through a microRNA (miR-130a) that down-regulates antiangiogenic homeobox genes GAX and HOXA5. Chen Y, et al. *Blood*, 2008 Feb 1. PMID 17957028.