

KIAA2002 Antibody (monoclonal) (M01)

Mouse monoclonal antibody raised against a partial recombinant KIAA2002.

Catalog # AT2616a

Specification

KIAA2002 Antibody (monoclonal) (M01) - Product Information

Application	WB, E
Primary Accession	O9H792
Other Accession	XM_370878
Reactivity	Human
Host	mouse
Clonality	Monoclonal
Isotype	IgG2a Kappa
Calculated MW	193106

KIAA2002 Antibody (monoclonal) (M01) - Additional Information

Gene ID 79834

Other Names

Pseudopodium-enriched atypical kinase 1, Sugen kinase 269, Tyrosine-protein kinase SgK269, PEAK1, KIAA2002

Target/Specificity

KIAA2002 (XP_370878, 1151 a.a. ~ 1250 a.a) partial recombinant protein with GST tag. MW of the GST tag alone is 26 KDa.

Dilution

WB~~1:500~1000

Format

Clear, colorless solution in phosphate buffered saline, pH 7.2 .

Storage

Store at -20°C or lower. Aliquot to avoid repeated freezing and thawing.

Precautions

KIAA2002 Antibody (monoclonal) (M01) is for research use only and not for use in diagnostic or therapeutic procedures.

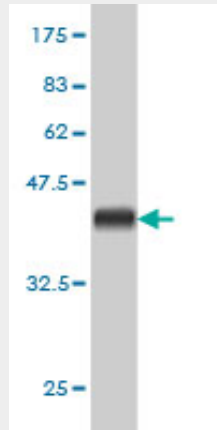
KIAA2002 Antibody (monoclonal) (M01) - Protocols

Provided below are standard protocols that you may find useful for product applications.

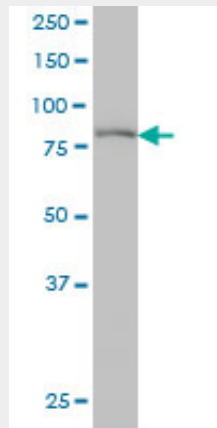
- [Western Blot](#)
- [Blocking Peptides](#)
- [Dot Blot](#)

- [Immunohistochemistry](#)
- [Immunofluorescence](#)
- [Immunoprecipitation](#)
- [Flow Cytometry](#)
- [Cell Culture](#)

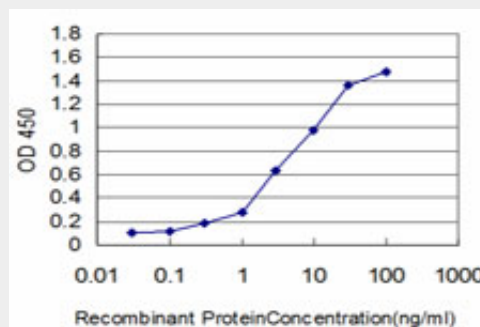
KIAA2002 Antibody (monoclonal) (M01) - Images



Antibody Reactive Against Recombinant Protein. Western Blot detection against Immunogen (36.63 KDa) .



KIAA2002 monoclonal antibody (M01), clone 3G7 Western Blot analysis of KIAA2002 expression in HeLa ((Cat # AT2616a)



Detection limit for recombinant GST tagged KIAA2002 is approximately 0.3ng/ml as a capture antibody.