

## **KHSRP Antibody (monoclonal) (M01)**

Mouse monoclonal antibody raised against a partial recombinant KHSRP.

Catalog # AT2608a

### **Specification**

---

#### **KHSRP Antibody (monoclonal) (M01) - Product Information**

Application	IF, WB, IHC, E
Primary Accession	<a href="#">O92945</a>
Other Accession	<a href="#">NM_003685</a>
Reactivity	Human
Host	mouse
Clonality	Monoclonal
Isotype	IgG2b Kappa
Calculated MW	73115

#### **KHSRP Antibody (monoclonal) (M01) - Additional Information**

**Gene ID** 8570

##### **Other Names**

Far upstream element-binding protein 2, FUSE-binding protein 2, KH type-splicing regulatory protein, KSRP, p75, KHSRP, FUBP2

##### **Target/Specificity**

KHSRP (NP\_003676, 151 a.a. ~ 239 a.a) partial recombinant protein with GST tag. MW of the GST tag alone is 26 KDa.

##### **Dilution**

WB~~1:500~1000

##### **Format**

Clear, colorless solution in phosphate buffered saline, pH 7.2 .

##### **Storage**

Store at -20°C or lower. Aliquot to avoid repeated freezing and thawing.

##### **Precautions**

KHSRP Antibody (monoclonal) (M01) is for research use only and not for use in diagnostic or therapeutic procedures.

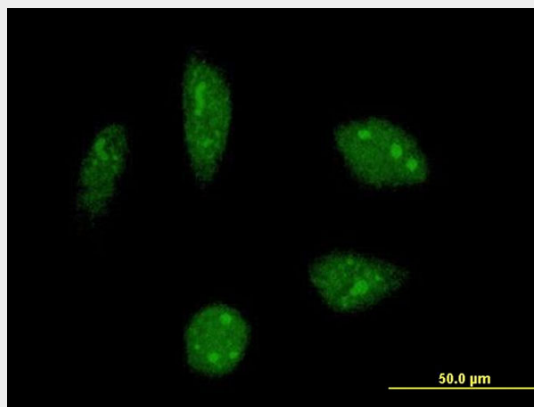
#### **KHSRP Antibody (monoclonal) (M01) - Protocols**

Provided below are standard protocols that you may find useful for product applications.

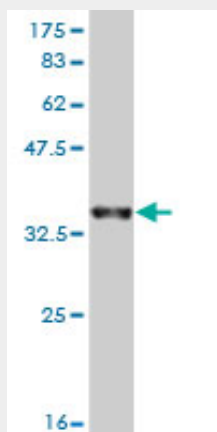
- [Western Blot](#)
- [Blocking Peptides](#)
- [Dot Blot](#)

- [Immunohistochemistry](#)
- [Immunofluorescence](#)
- [Immunoprecipitation](#)
- [Flow Cytometry](#)
- [Cell Culture](#)

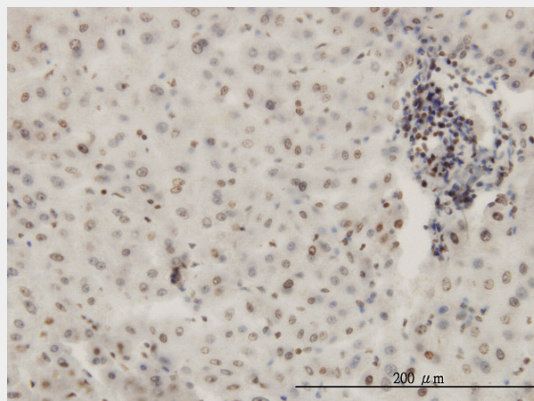
### KHSRP Antibody (monoclonal) (M01) - Images



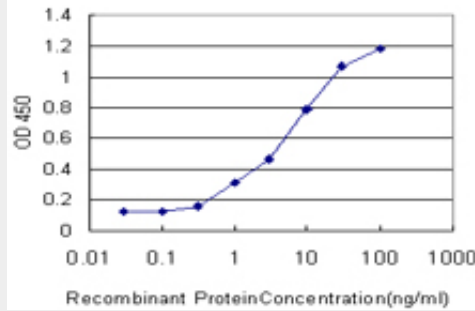
Immunofluorescence of monoclonal antibody to KHSRP on HeLa cell . [antibody concentration 10 ug/ml]



Antibody Reactive Against Recombinant Protein.Western Blot detection against Immunogen (35.53 KDa) .



Immunoperoxidase of monoclonal antibody to KHSRP on formalin-fixed paraffin-embedded human liver. [antibody concentration 3 ug/ml]



Detection limit for recombinant GST tagged KHSRP is approximately 0.3ng/ml as a capture antibody.

### **KHSRP Antibody (monoclonal) (M01) - Background**

The KHSRP gene encodes a multifunctional RNA-binding protein implicated in a variety of cellular processes, including transcription, alternative pre-mRNA splicing, and mRNA localization (Min et al., 1997 [PubMed 9136930]; Gherzi et al., 2004 [PubMed 15175153]).

### **KHSRP Antibody (monoclonal) (M01) - References**

Antagonistic role of hnRNP A1 and KSRP in the regulation of let-7a biogenesis. Michlewski G, et al. *Nat Struct Mol Biol*, 2010 Aug. PMID 20639884. Dishevelled-KSRP complex regulates Wnt signaling through post-transcriptional stabilization of beta-catenin mRNA. Bikkavilli RK, et al. *J Cell Sci*, 2010 Apr 15. PMID 20332102. KSRP-PMR1-exosome association determines parathyroid hormone mRNA levels and stability in transfected cells. Nechama M, et al. *BMC Cell Biol*, 2009 Sep 23. PMID 19775426. Overexpression of far upstream element binding proteins: a mechanism regulating proliferation and migration in liver cancer cells. Malz M, et al. *Hepatology*, 2009 Oct. PMID 19585652. The RNA-binding protein KSRP promotes the biogenesis of a subset of microRNAs. Trabucchi M, et al. *Nature*, 2009 Jun 18. PMID 19458619.