

IRX3 Antibody (monoclonal) (M08)

Mouse monoclonal antibody raised against a partial recombinant IRX3.

Catalog # AT2553a

Specification

IRX3 Antibody (monoclonal) (M08) - Product Information

Application	IF, WB, E
Primary Accession	P78415
Other Accession	NM_024336
Reactivity	Human
Host	Mouse
Clonality	Monoclonal
Isotype	IgG2a Kappa
Calculated MW	52119

IRX3 Antibody (monoclonal) (M08) - Additional Information

Gene ID 79191

Other Names

Iroquois-class homeodomain protein IRX-3, Homeodomain protein IRXB1, Iroquois homeobox protein 3, IRX3, IRXB1

Target/Specificity

IRX3 (NP_077312, 182 a.a. ~ 285 a.a) partial recombinant protein with GST tag. MW of the GST tag alone is 26 KDa.

Dilution

WB~~1:500~1000

Format

Clear, colorless solution in phosphate buffered saline, pH 7.2 .

Storage

Store at -20°C or lower. Aliquot to avoid repeated freezing and thawing.

Precautions

IRX3 Antibody (monoclonal) (M08) is for research use only and not for use in diagnostic or therapeutic procedures.

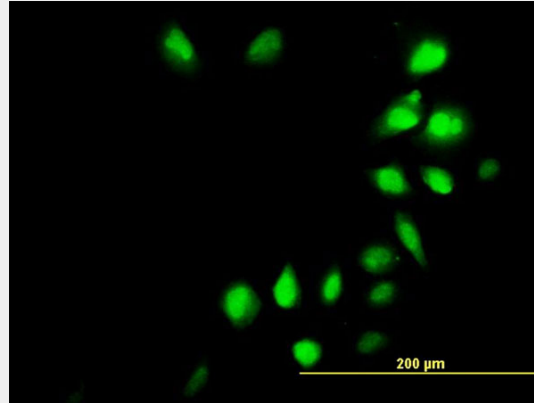
IRX3 Antibody (monoclonal) (M08) - Protocols

Provided below are standard protocols that you may find useful for product applications.

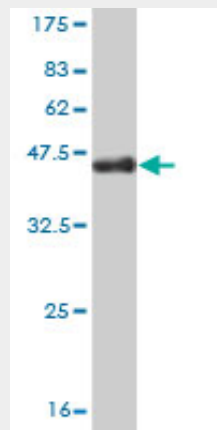
- [Western Blot](#)
- [Blocking Peptides](#)
- [Dot Blot](#)

- [Immunohistochemistry](#)
- [Immunofluorescence](#)
- [Immunoprecipitation](#)
- [Flow Cytometry](#)
- [Cell Culture](#)


IRX3 Antibody (monoclonal) (M08) - Images



Immunofluorescence of monoclonal antibody to IRX3 on HeLa cell. [antibody concentration 10 ug/ml]

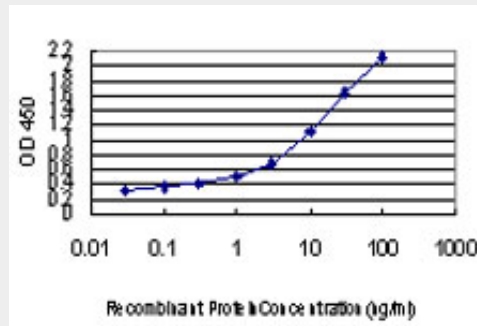


Antibody Reactive Against Recombinant Protein. Western Blot detection against Immunogen (37.18 KDa) .



IRX3 monoclonal antibody (M08), clone 2H3 Western Blot analysis of IRX3 expression in HeLa S3

NE ((Cat # AT2553a)



Detection limit for recombinant GST tagged IRX3 is approximately 0.03ng/ml as a capture antibody.

IRX3 Antibody (monoclonal) (M08) - Background

IRX3 is a member of the Iroquois homeobox gene family (see IRX1; MIM 606197) and plays a role in an early step of neural development (Bellefroid et al., 1998 [PubMed 9427753]). Members of this family appear to play multiple roles during pattern formation of vertebrate embryos (Lewis et al., 1999 [PubMed 10370142]).

IRX3 Antibody (monoclonal) (M08) - References

Long-range gene regulation links genomic type 2 diabetes and obesity risk regions to HHEX, SOX4, and IRX3. Ragvin A, et al. Proc Natl Acad Sci U S A, 2010 Jan 12. PMID 20080751. Coeliac disease-associated risk variants in TNFAIP3 and REL implicate altered NF-kappaB signalling. Trynka G, et al. Gut, 2009 Aug. PMID 19240061. The status, quality, and expansion of the NIH full-length cDNA project: the Mammalian Gene Collection (MGC). Gerhard DS, et al. Genome Res, 2004 Oct. PMID 15489334. Generation and initial analysis of more than 15,000 full-length human and mouse cDNA sequences. Strausberg RL, et al. Proc Natl Acad Sci U S A, 2002 Dec 24. PMID 12477932. Regulated expression patterns of IRX-2, an Iroquois-class homeobox gene, in the human breast. Lewis MT, et al. Cell Tissue Res, 1999 Jun. PMID 10370142.