

## IL31RA Antibody (monoclonal) (M01)

Mouse monoclonal antibody raised against a partial recombinant IL31RA.

Catalog # AT2519a

### Specification

---

#### IL31RA Antibody (monoclonal) (M01) - Product Information

Application	WB, IHC, E
Primary Accession	<a href="#">O8NI17</a>
Other Accession	<a href="#">NM_139017</a>
Reactivity	Human
Host	Mouse
Clonality	Monoclonal
Isotype	IgG2a Kappa
Calculated MW	82954

#### IL31RA Antibody (monoclonal) (M01) - Additional Information

Gene ID 133396

##### Other Names

Interleukin-31 receptor subunit alpha, IL-31 receptor subunit alpha, IL-31R subunit alpha, IL-31R-alpha, IL-31RA, Cytokine receptor-like 3, GLM-R, hGLM-R, Gp130-like monocyte receptor, Gp130-like receptor, ZcytoR17, IL31RA, CRL3, GPL

##### Target/Specificity

IL31RA (NP\_620586, 21 a.a. ~ 120 a.a) partial recombinant protein with GST tag. MW of the GST tag alone is 26 KDa.

##### Dilution

WB~~1:500~1000

##### Format

Clear, colorless solution in phosphate buffered saline, pH 7.2 .

##### Storage

Store at -20°C or lower. Aliquot to avoid repeated freezing and thawing.

##### Precautions

IL31RA Antibody (monoclonal) (M01) is for research use only and not for use in diagnostic or therapeutic procedures.

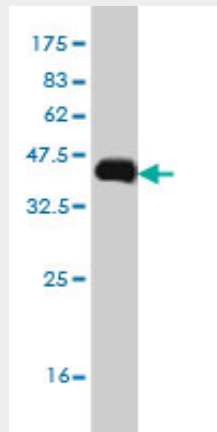
#### IL31RA Antibody (monoclonal) (M01) - Protocols

Provided below are standard protocols that you may find useful for product applications.

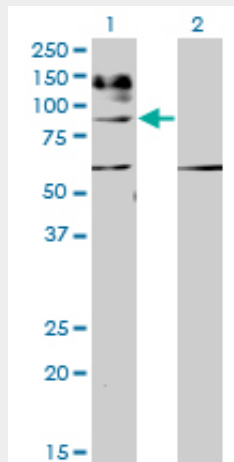
- [Western Blot](#)
- [Blocking Peptides](#)

- [Dot Blot](#)
- [Immunohistochemistry](#)
- [Immunofluorescence](#)
- [Immunoprecipitation](#)
- [Flow Cytometry](#)
- [Cell Culture](#)

### IL31RA Antibody (monoclonal) (M01) - Images

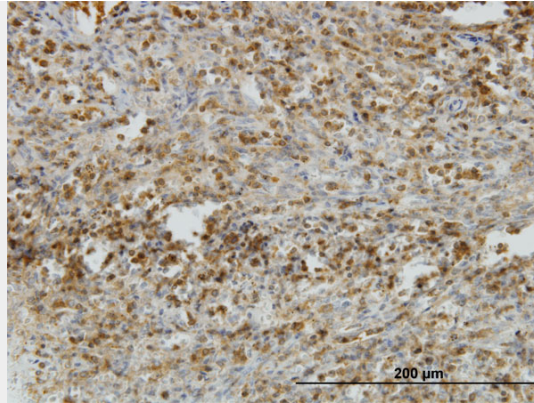


Antibody Reactive Against Recombinant Protein. Western Blot detection against Immunogen (36.74 KDa) .

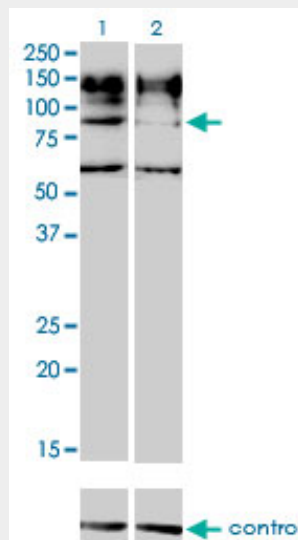


Western Blot analysis of IL31RA expression in transfected 293T cell line by IL31RA monoclonal antibody (M01), clone 3A10.

Lane 1: IL31RA transfected lysate(83 KDa).  
Lane 2: Non-transfected lysate.



Immunoperoxidase of monoclonal antibody to IL31RA on formalin-fixed paraffin-embedded human spleen. [antibody concentration 3 ug/ml]



Detection limit for recombinant GST tagged IL31RA is approximately 10ng/ml as a capture antibody.

**IL31RA Antibody (monoclonal) (M01) - Background**

IL31RA is related to gp130 (IL6ST; MIM 600694), the common receptor subunit for IL6 (MIM 147620)-type cytokines. Oncostatin M receptor (OSMR; MIM 601743) and IL31RA form the heterodimeric receptor through which IL31 (MIM 609509) signals. Expression of IL31RA and OSMR mRNA is induced in activated monocytes, and both mRNAs are constitutively expressed in epithelial cells (Dillon et al., 2004 [PubMed 15184896]).

**IL31RA Antibody (monoclonal) (M01) - References**

Personalized smoking cessation: interactions between nicotine dose, dependence and quit-success genotype score. Rose JE, et al. Mol Med, 2010 Jul-Aug. PMID 20379614. New genetic associations detected in a host response study to hepatitis B vaccine. Davila S, et al. Genes Immun, 2010 Apr. PMID 20237496. The variant rs1867277 in FOXE1 gene confers thyroid cancer susceptibility through the recruitment of USF1/USF2 transcription factors. Landa I, et al. PLoS Genet, 2009 Sep. PMID 19730683. Novel IL31RA gene mutation and ancestral OSMR mutant allele in familial primary cutaneous amyloidosis. Lin MW, et al. Eur J Hum Genet, 2010 Jan. PMID 19690585. Structures and biological functions of IL-31 and IL-31 receptors. Zhang Q, et al. Cytokine Growth Factor Rev, 2008 Oct-Dec. PMID 18926762.