

HYI Antibody (monoclonal) (M01)

Mouse monoclonal antibody raised against a full length recombinant HYI.

Catalog # AT2462a

Specification

HYI Antibody (monoclonal) (M01) - Product Information

Application	WB, IHC, E
Primary Accession	Q5T013
Other Accession	BC006140
Reactivity	Human
Host	mouse
Clonality	Monoclonal
Isotype	IgG1 kappa
Calculated MW	30406

HYI Antibody (monoclonal) (M01) - Additional Information**Gene ID** 81888**Other Names**

Putative hydroxypyruvate isomerase, Endothelial cell apoptosis protein E-CE1, HYI

Target/Specificity

HYI (AAH06140, 1 a.a. ~ 217 a.a) full-length recombinant protein with GST tag. MW of the GST tag alone is 26 KDa.

Dilution

WB~~1:500~1000

Format

Clear, colorless solution in phosphate buffered saline, pH 7.2 .

Storage

Store at -20°C or lower. Aliquot to avoid repeated freezing and thawing.

Precautions

HYI Antibody (monoclonal) (M01) is for research use only and not for use in diagnostic or therapeutic procedures.

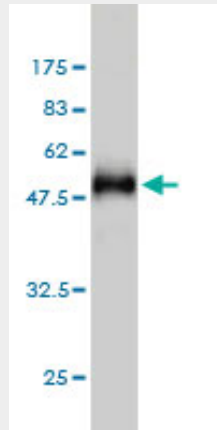
HYI Antibody (monoclonal) (M01) - Protocols

Provided below are standard protocols that you may find useful for product applications.

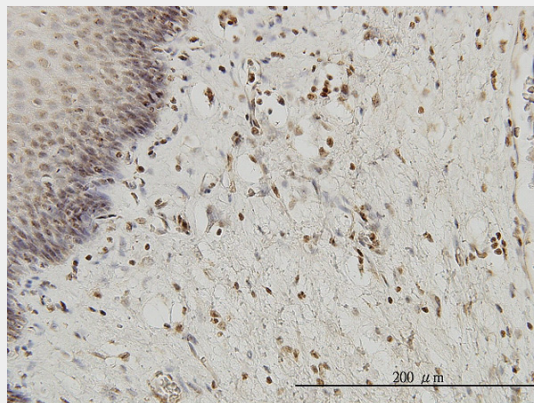
- [Western Blot](#)
- [Blocking Peptides](#)
- [Dot Blot](#)
- [Immunohistochemistry](#)

- [Immunofluorescence](#)
- [Immunoprecipitation](#)
- [Flow Cytometry](#)
- [Cell Culture](#)

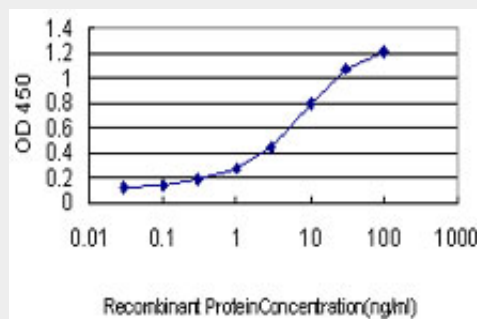
HYI Antibody (monoclonal) (M01) - Images



Antibody Reactive Against Recombinant Protein. Western Blot detection against Immunogen (49.61 KDa) .



Immunoperoxidase of monoclonal antibody to HYI on formalin-fixed paraffin-embedded human esophagus. [antibody concentration 3 ug/ml]



Detection limit for recombinant GST tagged HYI is approximately 0.1ng/ml as a capture antibody.

HYI Antibody (monoclonal) (M01) - References

Towards a proteome-scale map of the human protein-protein interaction network. Rual JF, et al. Nature, 2005 Oct 20. PMID 16189514. Complete sequencing and characterization of 21,243

full-length human cDNAs. Ota T, et al. Nat Genet, 2004 Jan. PMID 14702039. Generation and initial analysis of more than 15,000 full-length human and mouse cDNA sequences. Strausberg RL, et al. Proc Natl Acad Sci U S A, 2002 Dec 24. PMID 12477932. Expressed sequence tag analysis of adult human iris for the NEIBank Project: steroid-response factors and similarities with retinal pigment epithelium. Wistow G, et al. Mol Vis, 2002 Jun 15. PMID 12107412. Biochemical evidence that Escherichia coli hyi (orf b0508, gip) gene encodes hydroxypyruvate isomerase. Ashiuchi M, et al. Biochim Biophys Acta, 1999 Nov 16. PMID 10561547.