

HOXA5 Antibody (monoclonal) (M05)

Mouse monoclonal antibody raised against a partial recombinant HOXA5.

Catalog # AT2405a

Specification

HOXA5 Antibody (monoclonal) (M05) - Product Information

Application	IF, WB, E
Primary Accession	P20719
Other Accession	NM_019102.1
Reactivity	Human
Host	Mouse
Clonality	Monoclonal
Isotype	IgG2a Kappa
Calculated MW	29345

HOXA5 Antibody (monoclonal) (M05) - Additional Information**Gene ID** 3202**Other Names**

Homeobox protein Hox-A5, Homeobox protein Hox-1C, HOXA5, HOX1C

Target/Specificity

HOXA5 (NP_061975.1, 171 a.a. ~ 270 a.a) partial recombinant protein with GST tag. MW of the GST tag alone is 26 KDa.

Dilution

WB~~1:500~1000

Format

Clear, colorless solution in phosphate buffered saline, pH 7.2 .

Storage

Store at -20°C or lower. Aliquot to avoid repeated freezing and thawing.

Precautions

HOXA5 Antibody (monoclonal) (M05) is for research use only and not for use in diagnostic or therapeutic procedures.

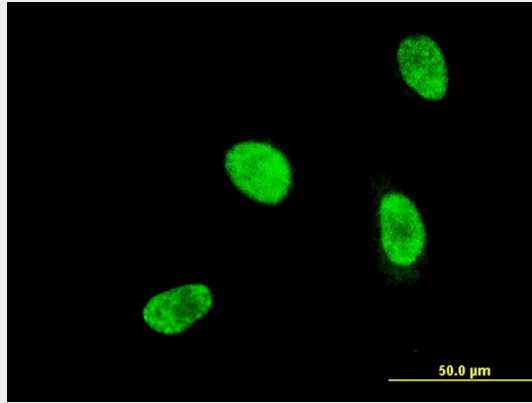
HOXA5 Antibody (monoclonal) (M05) - Protocols

Provided below are standard protocols that you may find useful for product applications.

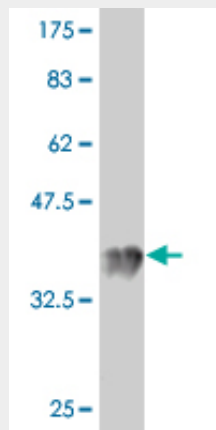
- [Western Blot](#)
- [Blocking Peptides](#)
- [Dot Blot](#)
- [Immunohistochemistry](#)

- [Immunofluorescence](#)
- [Immunoprecipitation](#)
- [Flow Cytometry](#)
- [Cell Culture](#)

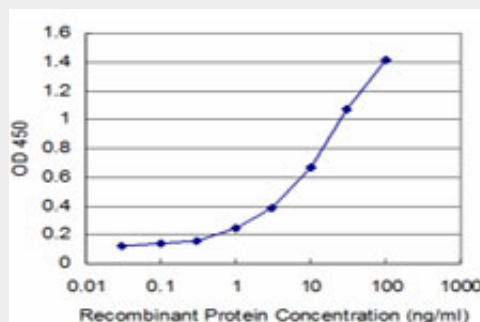
HOXA5 Antibody (monoclonal) (M05) - Images



Immunofluorescence of monoclonal antibody to HOXA5 on HeLa cell . [antibody concentration 10 ug/ml]



Antibody Reactive Against Recombinant Protein. Western Blot detection against Immunogen (36.63 KDa) .



Detection limit for recombinant GST tagged HOXA5 is approximately 0.3ng/ml as a capture antibody.

HOXA5 Antibody (monoclonal) (M05) - Background

In vertebrates, the genes encoding the class of transcription factors called homeobox genes are

found in clusters named A, B, C, and D on four separate chromosomes. Expression of these proteins is spatially and temporally regulated during embryonic development. This gene is part of the A cluster on chromosome 7 and encodes a DNA-binding transcription factor which may regulate gene expression, morphogenesis, and differentiation. Methylation of this gene may result in the loss of its expression and, since the encoded protein upregulates the tumor suppressor p53, this protein may play an important role in tumorigenesis.

HOXA5 Antibody (monoclonal) (M05) - References

Altered transmission of HOX and apoptotic SNPs identify a potential common pathway for clubfoot. Ester AR, et al. *Am J Med Genet A*, 2009 Dec. PMID 19938081. Epigenetic inactivation of Homeobox A5 gene in nonsmall cell lung cancer and its relationship with clinicopathological features. Kim DS, et al. *Mol Carcinog*, 2009 Dec. PMID 19554572. High-density association study of 383 candidate genes for volumetric BMD at the femoral neck and lumbar spine among older men. Yerges LM, et al. *J Bone Miner Res*, 2009 Dec. PMID 19453261. Clinical significance of promoter hypermethylation of RASSF1A, RARbeta2, BRCA1 and HOXA5 in breast cancers of Indian patients. Bagadi SA, et al. *Life Sci*, 2008 Jun 20. PMID 18538349. Regulation of angiogenesis through a microRNA (miR-130a) that down-regulates antiangiogenic homeobox genes GAX and HOXA5. Chen Y, et al. *Blood*, 2008 Feb 1. PMID 17957028.