

HOOK1 Antibody (monoclonal) (M02)

Mouse monoclonal antibody raised against a partial recombinant HOOK1.

Catalog # AT2400a

Specification

HOOK1 Antibody (monoclonal) (M02) - Product Information

Application	WB, IHC, E
Primary Accession	O9UJC3
Other Accession	NM_015888
Reactivity	Human
Host	mouse
Clonality	Monoclonal
Isotype	IgG2a Kappa
Calculated MW	84648

HOOK1 Antibody (monoclonal) (M02) - Additional Information

Gene ID 51361

Other Names

Protein Hook homolog 1, h-hook1, hHK1, HOOK1

Target/Specificity

HOOK1 (NP_056972, 632 a.a. ~ 728 a.a) partial recombinant protein with GST tag. MW of the GST tag alone is 26 KDa.

Dilution

WB~~1:500~1000

Format

Clear, colorless solution in phosphate buffered saline, pH 7.2 .

Storage

Store at -20°C or lower. Aliquot to avoid repeated freezing and thawing.

Precautions

HOOK1 Antibody (monoclonal) (M02) is for research use only and not for use in diagnostic or therapeutic procedures.

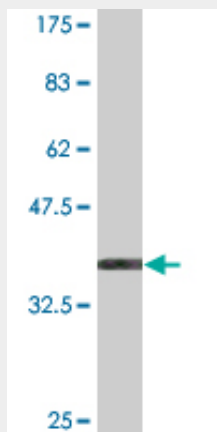
HOOK1 Antibody (monoclonal) (M02) - Protocols

Provided below are standard protocols that you may find useful for product applications.

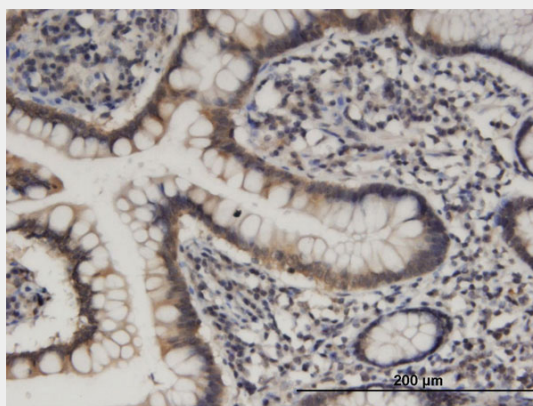
- [Western Blot](#)
- [Blocking Peptides](#)
- [Dot Blot](#)
- [Immunohistochemistry](#)

- [Immunofluorescence](#)
- [Immunoprecipitation](#)
- [Flow Cytometry](#)
- [Cell Culture](#)

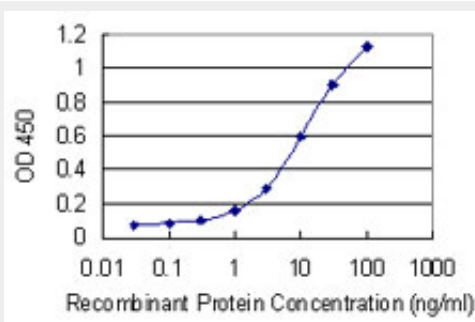
HOOK1 Antibody (monoclonal) (M02) - Images



Antibody Reactive Against Recombinant Protein. Western Blot detection against Immunogen (36.41 KDa) .



Immunoperoxidase of monoclonal antibody to HOOK1 on formalin-fixed paraffin-embedded human small Intestine. [antibody concentration 3 µg/ml]



Detection limit for recombinant GST tagged HOOK1 is 0.3 ng/ml as a capture antibody.

HOOK1 Antibody (monoclonal) (M02) - Background

This gene encodes a member of the hook family of coiled-coil proteins, which bind to microtubules and organelles through their N- and C-terminal domains, respectively. The encoded protein localizes

to discrete punctuate subcellular structures, and interacts with several members of the Rab GTPase family involved in endocytosis. It is thought to link endocytic membrane trafficking to the microtubule cytoskeleton. Several alternatively spliced transcript variants have been identified, but the full-length nature of some of these variants has not been determined.

HOOK1 Antibody (monoclonal) (M02) - References

Personalized smoking cessation: interactions between nicotine dose, dependence and quit-success genotype score. Rose JE, et al. Mol Med, 2010 Jul-Aug. PMID 20379614. An FTS/Hook/p107(FHIP) complex interacts with and promotes endosomal clustering by the homotypic vacuolar protein sorting complex. Xu L, et al. Mol Biol Cell, 2008 Dec. PMID 18799622. Large-scale mapping of human protein-protein interactions by mass spectrometry. Ewing RM, et al. Mol Syst Biol, 2007. PMID 17353931. A probability-based approach for high-throughput protein phosphorylation analysis and site localization. Beausoleil SA, et al. Nat Biotechnol, 2006 Oct. PMID 16964243. The DNA sequence and biological annotation of human chromosome 1. Gregory SG, et al. Nature, 2006 May 18. PMID 16710414.