

HIPK1 Antibody (monoclonal) (M04)

Mouse monoclonal antibody raised against a partial recombinant HIPK1.

Catalog # AT2372a

Specification

HIPK1 Antibody (monoclonal) (M04) - Product Information

Application	IF, WB
Primary Accession	O86Z02
Other Accession	BC028408
Reactivity	Human
Host	mouse
Clonality	Monoclonal
Isotype	IgG2a Kappa
Calculated MW	130843

HIPK1 Antibody (monoclonal) (M04) - Additional Information

Gene ID 204851

Other Names

Homeodomain-interacting protein kinase 1, Nuclear body-associated kinase 2, HIPK1, KIAA0630, MYAK, NBAK2

Target/Specificity

HIPK1 (AAH28408, 330 a.a. ~ 430 a.a) partial recombinant protein with GST tag. MW of the GST tag alone is 26 KDa.

Dilution

WB~~1:500~1000

Format

Clear, colorless solution in phosphate buffered saline, pH 7.2 .

Storage

Store at -20°C or lower. Aliquot to avoid repeated freezing and thawing.

Precautions

HIPK1 Antibody (monoclonal) (M04) is for research use only and not for use in diagnostic or therapeutic procedures.

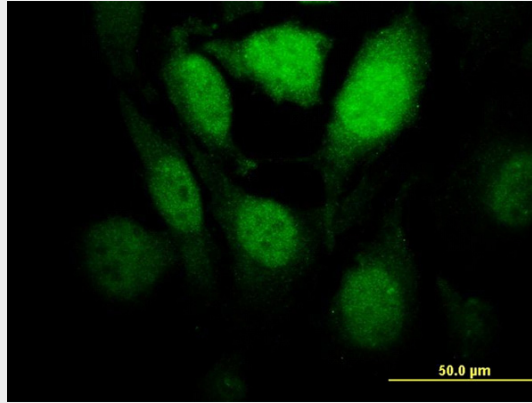
HIPK1 Antibody (monoclonal) (M04) - Protocols

Provided below are standard protocols that you may find useful for product applications.

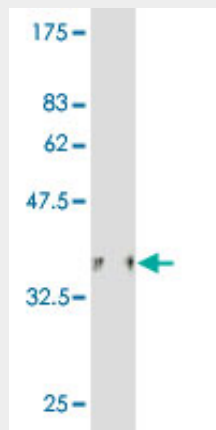
- [Western Blot](#)
- [Blocking Peptides](#)
- [Dot Blot](#)

- [Immunohistochemistry](#)
- [Immunofluorescence](#)
- [Immunoprecipitation](#)
- [Flow Cytometry](#)
- [Cell Culture](#)

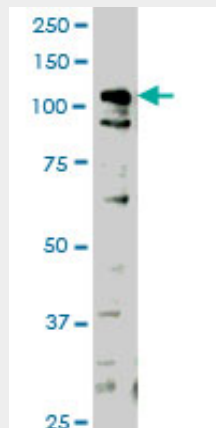
HIPK1 Antibody (monoclonal) (M04) - Images



Immunofluorescence of monoclonal antibody to HIPK1 on HeLa cell. [antibody concentration 35 ug/ml]



Antibody Reactive Against Recombinant Protein. Western Blot detection against Immunogen (36.52 KDa) .



HIPK1 monoclonal antibody (M04), clone 1F2 Western Blot analysis of HIPK1 expression in HeLa (

(Cat # AT2372a)

HIPK1 Antibody (monoclonal) (M04) - Background

The protein encoded by this gene belongs to the Ser/Thr family of protein kinases and HIPK subfamily. It phosphorylates homeodomain transcription factors and may also function as a co-repressor for homeodomain transcription factors. Alternative splicing results in four transcript variants encoding four distinct isoforms.

HIPK1 Antibody (monoclonal) (M04) - References

HIPK1 interacts with c-Myb and modulates its activity through phosphorylation. Matre V, et al. *Biochem Biophys Res Commun*, 2009 Oct 9. PMID 19646965. Toward a confocal subcellular atlas of the human proteome. Barbe L, et al. *Mol Cell Proteomics*, 2008 Mar. PMID 18029348. Roles of HIPK1 and HIPK2 in AML1- and p300-dependent transcription, hematopoiesis and blood vessel formation. Aikawa Y, et al. *EMBO J*, 2006 Sep 6. PMID 16917507. Tumor necrosis factor alpha-induced desumoylation and cytoplasmic translocation of homeodomain-interacting protein kinase 1 are critical for apoptosis signal-regulating kinase 1-JNK/p38 activation. Li X, et al. *J Biol Chem*, 2005 Apr 15. PMID 15701637. The status, quality, and expansion of the NIH full-length cDNA project: the Mammalian Gene Collection (MGC). Gerhard DS, et al. *Genome Res*, 2004 Oct. PMID 15489334.