

## HEYL Antibody (monoclonal) (M07)

Mouse monoclonal antibody raised against a partial recombinant HEYL.

Catalog # AT2360a

### Specification

---

#### HEYL Antibody (monoclonal) (M07) - Product Information

Application	IF, WB, IHC, E
Primary Accession	<a href="#">O9NQ87</a>
Other Accession	<a href="#">NM_014571</a>
Reactivity	Human
Host	mouse
Clonality	Monoclonal
Isotype	IgG
Calculated MW	35087

#### HEYL Antibody (monoclonal) (M07) - Additional Information

Gene ID 26508

##### Other Names

Hairy/enhancer-of-split related with YRPW motif-like protein, hHeyL, Class B basic helix-loop-helix protein 33, bHLHb33, Hairy-related transcription factor 3, HRT-3, hHRT3, HEYL, BHLHB33, HRT3

##### Target/Specificity

HEYL (NP\_055386, 221 a.a. ~ 327 a.a) partial recombinant protein with GST tag. MW of the GST tag alone is 26 KDa.

##### Dilution

WB~~1:500~1000

##### Format

Clear, colorless solution in phosphate buffered saline, pH 7.2 .

##### Storage

Store at -20°C or lower. Aliquot to avoid repeated freezing and thawing.

##### Precautions

HEYL Antibody (monoclonal) (M07) is for research use only and not for use in diagnostic or therapeutic procedures.

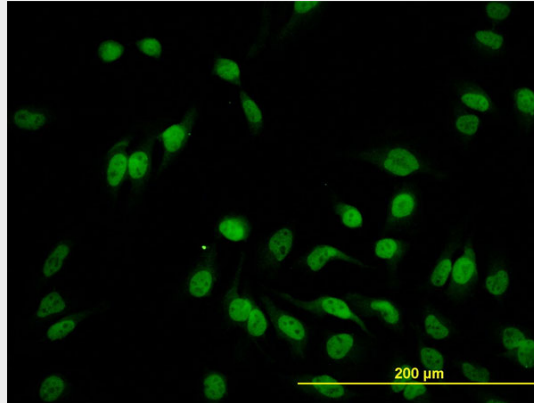
#### HEYL Antibody (monoclonal) (M07) - Protocols

Provided below are standard protocols that you may find useful for product applications.

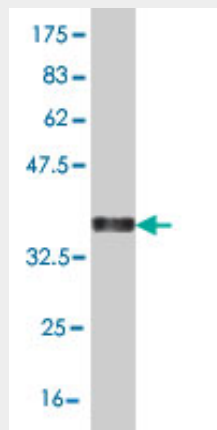
- [Western Blot](#)
- [Blocking Peptides](#)
- [Dot Blot](#)

- [Immunohistochemistry](#)
- [Immunofluorescence](#)
- [Immunoprecipitation](#)
- [Flow Cytometry](#)
- [Cell Culture](#)

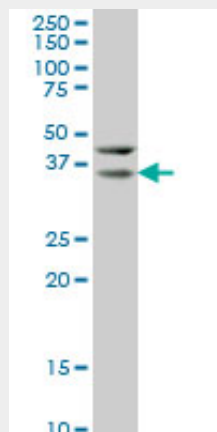
### HEYL Antibody (monoclonal) (M07) - Images



Immunofluorescence of monoclonal antibody to HEYL on HeLa cell. [antibody concentration 10 ug/ml]

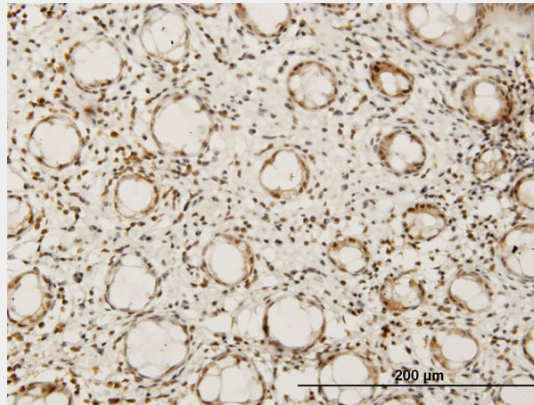


Antibody Reactive Against Recombinant Protein. Western Blot detection against Immunogen (37.51 KDa) .

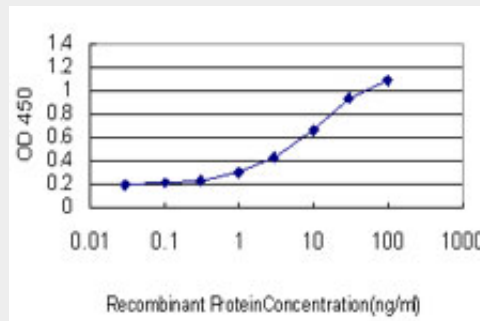


HEYL monoclonal antibody (M07), clone 1F6 Western Blot analysis of HEYL expression in HeLa (

(Cat # AT2360a )



Immunoperoxidase of monoclonal antibody to HEYL on formalin-fixed paraffin-embedded human colon. [antibody concentration 1.5 ug/ml]



Detection limit for recombinant GST tagged HEYL is approximately 1ng/ml as a capture antibody.

### HEYL Antibody (monoclonal) (M07) - Background

This gene encodes a member of the hairy and enhancer of split-related (HESR) family of basic helix-loop-helix (bHLH)-type transcription factors. The sequence of the encoded protein contains a conserved bHLH and orange domain, but its YRPW motif has diverged from other HESR family members. It is thought to be an effector of Notch signaling and a regulator of cell fate decisions. Alternatively spliced transcript variants have been found, but their biological validity has not been determined.

### HEYL Antibody (monoclonal) (M07) - References

1.Repression of androgen receptor activity by HEYL, a third member of the hairy/enhancer-of-split-related family of notch effectors.Lavery DN, Villaronga MA, Walker MM, Patel A, Belandia B, Bevan CL.J Biol Chem. 2011 Mar 17. [Epub ahead of print]