

GSTZ1 Antibody (monoclonal) (M01)**Mouse monoclonal antibody raised against a partial recombinant GSTZ1.****Catalog # AT2284a****Specification**

GSTZ1 Antibody (monoclonal) (M01) - Product Information

Application	IF, WB
Primary Accession	O43708
Other Accession	NM_145870
Reactivity	Human, Mouse, Rat
Host	mouse
Clonality	Monoclonal
Isotype	IgG2b Kappa
Calculated MW	24212

GSTZ1 Antibody (monoclonal) (M01) - Additional Information**Gene ID** 2954**Other Names**

Maleylacetoacetate isomerase, MAAI, GSTZ1-1, Glutathione S-transferase zeta 1, GSTZ1, MAAI

Target/Specificity

GSTZ1 (NP_665877, 109 a.a. ~ 216 a.a) partial recombinant protein with GST tag. MW of the GST tag alone is 26 KDa.

Dilution

WB~~1:500~1000

Format

Clear, colorless solution in phosphate buffered saline, pH 7.2 .

Storage

Store at -20°C or lower. Aliquot to avoid repeated freezing and thawing.

Precautions

GSTZ1 Antibody (monoclonal) (M01) is for research use only and not for use in diagnostic or therapeutic procedures.

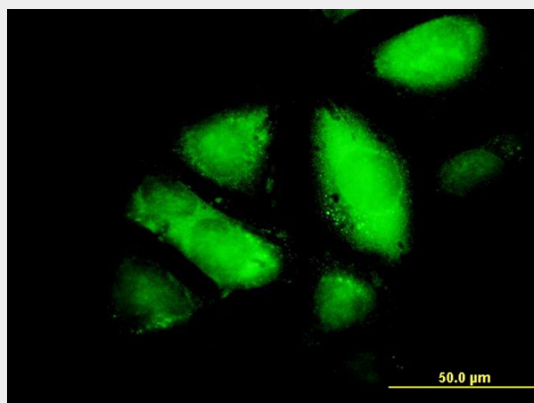
GSTZ1 Antibody (monoclonal) (M01) - Protocols

Provided below are standard protocols that you may find useful for product applications.

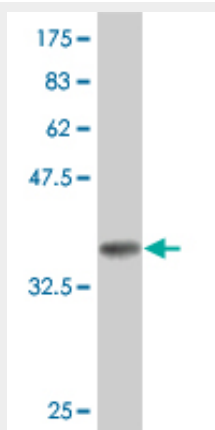
- [Western Blot](#)
- [Blocking Peptides](#)
- [Dot Blot](#)
- [Immunohistochemistry](#)

- [Immunofluorescence](#)
- [Immunoprecipitation](#)
- [Flow Cytometry](#)
- [Cell Culture](#)

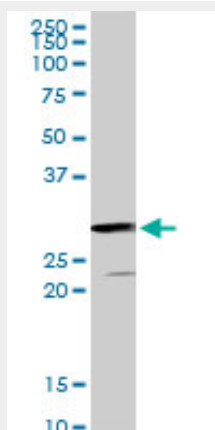
GSTZ1 Antibody (monoclonal) (M01) - Images



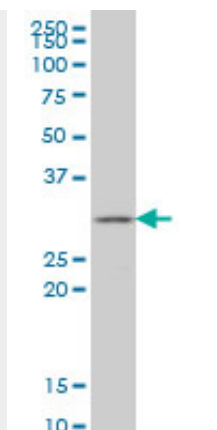
Immunofluorescence of monoclonal antibody to GSTZ1 on HepG2 cell. [antibody concentration 10 ug/ml]



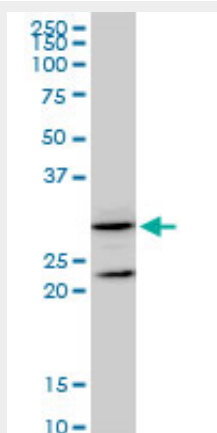
Antibody Reactive Against Recombinant Protein. Western Blot detection against Immunogen (37.62 KDa) .



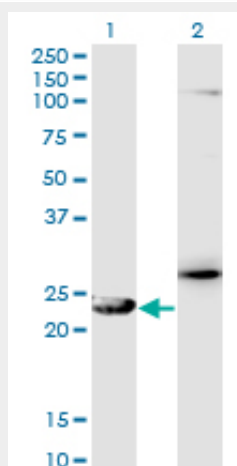
GSTZ1 monoclonal antibody (M01), clone 1G12. Western Blot analysis of GSTZ1 expression in PC-12 (Cat # AT2284a)



GSTZ1 monoclonal antibody (M01), clone 1G12 Western Blot analysis of GSTZ1 expression in HepG2 (Cat # AT2284a)



GSTZ1 monoclonal antibody (M01), clone 1G12. Western Blot analysis of GSTZ1 expression in NIH/3T3 (Cat # AT2284a)



Western Blot analysis of GSTZ1 expression in transfected 293T cell line by GSTZ1 monoclonal antibody (M01), clone 1G12.

Lane 1: GSTZ1 transfected lysate (Predicted MW: 24.1 kDa).
Lane 2: Non-transfected lysate.

GSTZ1 Antibody (monoclonal) (M01) - Background

This gene is a member of the glutathione S-transferase (GSTs) super-family which encodes multifunctional enzymes important in the detoxification of electrophilic molecules, including carcinogens, mutagens, and several therapeutic drugs, by conjugation with glutathione. This enzyme also plays a significant role in the catabolism of phenylalanine and tyrosine. Thus defects in this enzyme may lead to severe metabolic disorders including alkaptonuria, phenylketonuria and tyrosinaemia. Several transcript variants of this gene encode multiple protein isoforms.

GSTZ1 Antibody (monoclonal) (M01) - References

Polymorphisms in GSTT1, GSTZ1, and CYP2E1, Disinfection Byproducts, and Risk of Bladder Cancer in Spain. Cantor K, et al. Environ Health Perspect, 2010 Jul 30. PMID 20675267. A Large-scale genetic association study of esophageal adenocarcinoma risk. Liu CY, et al. Carcinogenesis, 2010 Jul. PMID 20453000. Preliminary examination of polymorphisms of GSTM1, GSTT1, and GSTZ1 in relation to semen quality. Olshan AF, et al. Mutat Res, 2010 Jun 1. PMID 20214911. Human variation in alcohol response is influenced by variation in neuronal signaling genes. Joslyn G, et al. Alcohol Clin Exp Res, 2010 May. PMID 20201926. Glutathione pathway genetic polymorphisms and lung cancer survival after platinum-based chemotherapy. Moyer AM, et al. Cancer Epidemiol Biomarkers Prev, 2010 Mar. PMID 20200426.