

GHRL Antibody (monoclonal) (M09)

Mouse monoclonal antibody raised against a full length recombinant GHRL.

Catalog # AT2200a

Specification

GHRL Antibody (monoclonal) (M09) - Product Information

Application	WB, IHC, E
Primary Accession	O9UBU3
Other Accession	BC025791
Reactivity	Human
Host	mouse
Clonality	Monoclonal
Isotype	IgG2a Kappa
Calculated MW	12911

GHRL Antibody (monoclonal) (M09) - Additional Information

Gene ID 51738

Other Names

Appetite-regulating hormone, Growth hormone secretagogue, Growth hormone-releasing peptide, Motilin-related peptide, Protein M46, Ghrelin-27, Ghrelin-28, Ghrelin, Obestatin, GHRL, MTLRP

Target/Specificity

GHRL (AAH25791.1, 1 a.a. ~ 117 a.a) full-length recombinant protein with GST tag. MW of the GST tag alone is 26 KDa.

Dilution

WB~~1:500~1000

Format

Clear, colorless solution in phosphate buffered saline, pH 7.2 .

Storage

Store at -20°C or lower. Aliquot to avoid repeated freezing and thawing.

Precautions

GHRL Antibody (monoclonal) (M09) is for research use only and not for use in diagnostic or therapeutic procedures.

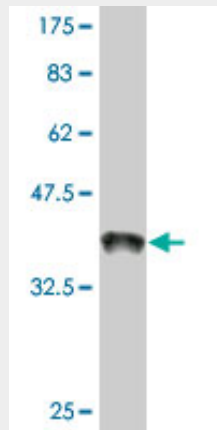
GHRL Antibody (monoclonal) (M09) - Protocols

Provided below are standard protocols that you may find useful for product applications.

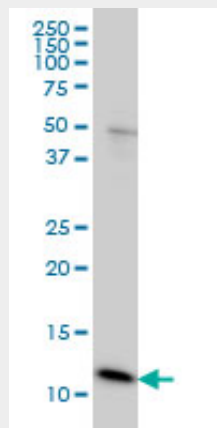
- [Western Blot](#)
- [Blocking Peptides](#)
- [Dot Blot](#)

- [Immunohistochemistry](#)
- [Immunofluorescence](#)
- [Immunoprecipitation](#)
- [Flow Cytometry](#)
- [Cell Culture](#)

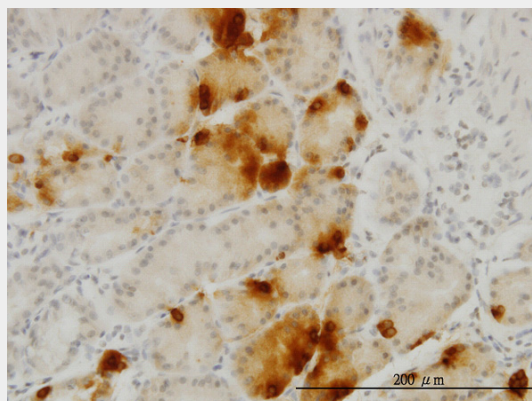
GHRL Antibody (monoclonal) (M09) - Images



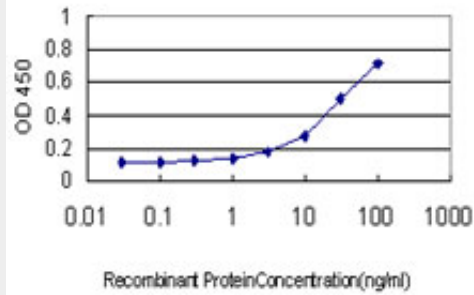
Antibody Reactive Against Recombinant Protein. Western Blot detection against Immunogen (38.61 KDa) .



GHRL monoclonal antibody (M09), clone 4B8. Western Blot analysis of GHRL expression in HeLa.



Immunoperoxidase of monoclonal antibody to GHRL on formalin-fixed paraffin-embedded human stomach. [antibody concentration 1 ug/ml]



Detection limit for recombinant GST tagged GHRL is approximately 1ng/ml as a capture antibody.

GHRL Antibody (monoclonal) (M09) - Background

This gene encodes ghrelin-obestatin preproprotein, which generates ghrelin and obestatin. Ghrelin is an endogenous ligand for the growth hormone secretagogue receptor and is involved in regulating growth hormone release. Obestatin was initially reported to be an endogenous ligand for the orphan G protein-coupled receptor GPR39 and was involved in satiety and decreased food intake; however, these findings are controversial. Recent reports show that obestatin is involved in inhibiting thirst and anxiety, improving memory, regulating sleep, affecting cell proliferation, and increasing the secretion of pancreatic juice enzymes. Alternative promoters and alternative splicing result in multiple transcript variants, some of which encode different protein isoforms and some of which do not encode a protein but may regulate the ghrelin-obestatin preproprotein expression. In addition, antisense transcripts for this gene have been identified and may also function in regulation of the ghrelin-obestatin preproprotein expression.

GHRL Antibody (monoclonal) (M09) - References

Variation at the NFATC2 Locus Increases the Risk of Thiazolidinedione-Induced Edema in the Diabetes REduction Assessment with ramipril and rosiglitazone Medication (DREAM) Study. Bailey SD, et al. *Diabetes Care*, 2010 Jul 13. PMID 20628086. Physiogenomic analysis of statin-treated patients: domain-specific counter effects within the ACACB gene on low-density lipoprotein cholesterol? Rua?o G, et al. *Pharmacogenomics*, 2010 Jul. PMID 20602615. Genetic variation of the ghrelin signaling system in females with severe alcohol dependence. Landgren S, et al. *Alcohol Clin Exp Res*, 2010 Sep 1. PMID 20586762. Plasma ghrelin levels and polymorphisms of ghrelin gene in Chinese obese children and adolescents. Zhu JF, et al. *Ir J Med Sci*, 2010 Sep. PMID 20517652. Association study of 182 candidate genes in anorexia nervosa. Pinheiro AP, et al. *Am J Med Genet B Neuropsychiatr Genet*, 2010 Jul. PMID 20468064.