

GATA3 Antibody (monoclonal) (M02)

Mouse monoclonal antibody raised against a partial recombinant GATA3.

Catalog # AT2162a

Specification

GATA3 Antibody (monoclonal) (M02) - Product Information

| | |
|-------------------|------------------------------|
| Application | WB, E |
| Primary Accession | P23771 |
| Other Accession | NM_001002295 |
| Reactivity | Human |
| Host | mouse |
| Clonality | Monoclonal |
| Isotype | IgG2a Kappa |
| Calculated MW | 47916 |

GATA3 Antibody (monoclonal) (M02) - Additional Information**Gene ID** 2625**Other Names**

Trans-acting T-cell-specific transcription factor GATA-3, GATA-binding factor 3, GATA3

Target/Specificity

GATA3 (NP_001002295.1, 103 a.a. ~ 200 a.a) partial recombinant protein with GST tag. MW of the GST tag alone is 26 KDa.

Dilution

WB~~1:500~1000

Format

Clear, colorless solution in phosphate buffered saline, pH 7.2 .

Storage

Store at -20°C or lower. Aliquot to avoid repeated freezing and thawing.

Precautions

GATA3 Antibody (monoclonal) (M02) is for research use only and not for use in diagnostic or therapeutic procedures.

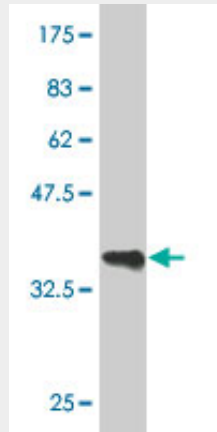
GATA3 Antibody (monoclonal) (M02) - Protocols

Provided below are standard protocols that you may find useful for product applications.

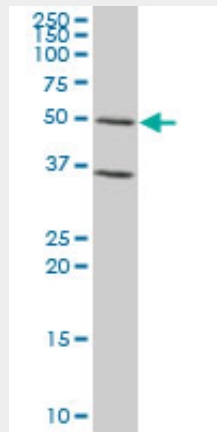
- [Western Blot](#)
- [Blocking Peptides](#)
- [Dot Blot](#)
- [Immunohistochemistry](#)

- [Immunofluorescence](#)
- [Immunoprecipitation](#)
- [Flow Cytometry](#)
- [Cell Culture](#)

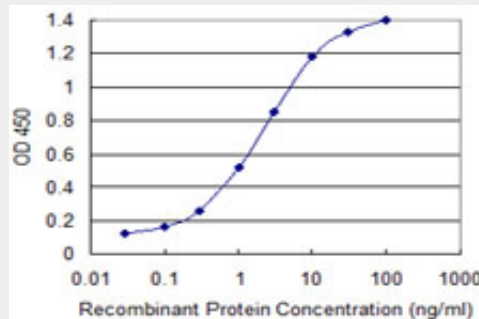
GATA3 Antibody (monoclonal) (M02) - Images



Antibody Reactive Against Recombinant Protein. Western Blot detection against Immunogen (36.52 KDa) .



GATA3 monoclonal antibody (M02), clone 2H5 Western Blot analysis of GATA3 expression in A-431 ((Cat # AT2162a)



Detection limit for recombinant GST tagged GATA3 is 0.03 ng/ml as a capture antibody.

GATA3 Antibody (monoclonal) (M02) - Background

This gene encodes a protein which belongs to the GATA family of transcription factors. The protein

contains two GATA-type zinc fingers and is an important regulator of T-cell development and plays an important role in endothelial cell biology. Defects in this gene are the cause of hypoparathyroidism with sensorineural deafness and renal dysplasia.

GATA3 Antibody (monoclonal) (M02) - References

Interleukin-9 polymorphism in infants with respiratory syncytial virus infection: an opposite effect in boys and girls. Schuurhof A, et al. *Pediatr Pulmonol*, 2010 Jun. PMID 20503287. GATA3 siRNA inhibits the binding of NFAT1 to interleukin-13 promoter in human T cells. Yao X, et al. *Chin Med J (Engl)*, 2010 Mar 20. PMID 20368097. New genetic associations detected in a host response study to hepatitis B vaccine. Davila S, et al. *Genes Immun*, 2010 Apr. PMID 20237496. Lck mediates Th2 differentiation through effects on T-bet and GATA-3. Kemp KL, et al. *J Immunol*, 2010 Apr 15. PMID 20237292. GATA3 inhibits breast cancer metastasis through the reversal of epithelial-mesenchymal transition. Yan W, et al. *J Biol Chem*, 2010 Apr 30. PMID 20189993.