

FZD3 Antibody (monoclonal) (M09)

Mouse monoclonal antibody raised against a partial recombinant FZD3.

Catalog # AT2130a

Specification

FZD3 Antibody (monoclonal) (M09) - Product Information

Application	IF, WB, E
Primary Accession	O9NPG1
Other Accession	NM_017412
Reactivity	Human
Host	mouse
Clonality	Monoclonal
Isotype	IgG2a Kappa
Calculated MW	76263

FZD3 Antibody (monoclonal) (M09) - Additional Information**Gene ID** 7976**Other Names**

Frizzled-3, Fz-3, hFz3, FZD3

Target/Specificity

FZD3 (NP_059108, 55 a.a. ~ 157 a.a) partial recombinant protein with GST tag. MW of the GST tag alone is 26 KDa.

Dilution

WB~~1:500~1000

Format

Clear, colorless solution in phosphate buffered saline, pH 7.2 .

Storage

Store at -20°C or lower. Aliquot to avoid repeated freezing and thawing.

Precautions

FZD3 Antibody (monoclonal) (M09) is for research use only and not for use in diagnostic or therapeutic procedures.

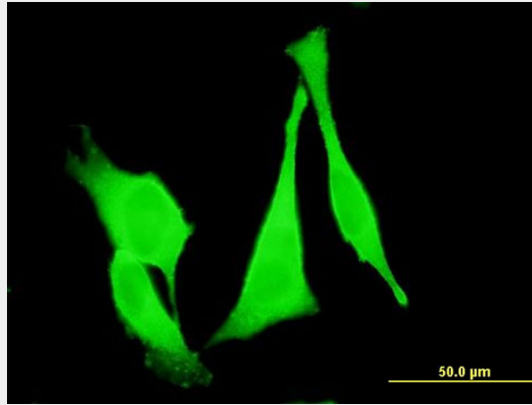
FZD3 Antibody (monoclonal) (M09) - Protocols

Provided below are standard protocols that you may find useful for product applications.

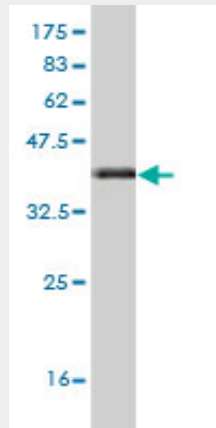
- [Western Blot](#)
- [Blocking Peptides](#)
- [Dot Blot](#)
- [Immunohistochemistry](#)

- [Immunofluorescence](#)
- [Immunoprecipitation](#)
- [Flow Cytometry](#)
- [Cell Culture](#)

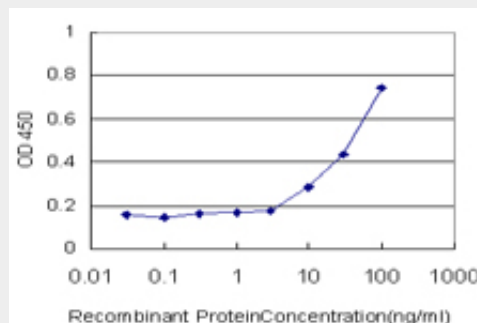
FZD3 Antibody (monoclonal) (M09) - Images



Immunofluorescence of monoclonal antibody to FZD3 on HeLa cell . [antibody concentration 10 ug/ml]



Antibody Reactive Against Recombinant Protein. Western Blot detection against Immunogen (37.07 KDa) .



Detection limit for recombinant GST tagged FZD3 is approximately 10ng/ml as a capture antibody.

FZD3 Antibody (monoclonal) (M09) - Background

This gene is a member of the frizzled gene family. Members of this family encode

seven-transmembrane domain proteins that are receptors for the Wingless type MMTV integration site family of signaling proteins. Most frizzled receptors are coupled to the beta-catenin canonical signaling pathway. The function of this protein is unknown, although it may play a role in mammalian hair follicle development.

FZD3 Antibody (monoclonal) (M09) - References

Pathway-based approaches to imaging genetics association studies: Wnt signaling, GSK3beta substrates and major depression. Inkster B, et al. Neuroimage, 2010 Nov 15. PMID 20219685. Secreted Frizzled-related protein-1 is a negative regulator of androgen receptor activity in prostate cancer. Kawano Y, et al. Br J Cancer, 2009 Apr 7. PMID 19277043. Polymorphisms in genes involved in neurodevelopment may be associated with altered brain morphology in schizophrenia: preliminary evidence. Gregorio SP, et al. Psychiatry Res, 2009 Jan 30. PMID 19054571. Identification of WNT/beta-CATENIN signaling pathway components in human cumulus cells. Wang HX, et al. Mol Hum Reprod, 2009 Jan. PMID 19038973. The Frizzled 3 gene is associated with methamphetamine psychosis in the Japanese population. Kishimoto M, et al. Behav Brain Funct, 2008 Aug 15. PMID 18702828.