

## **FOXO1A Antibody (monoclonal) (M02)**

Mouse monoclonal antibody raised against a partial recombinant FOXO1A.

Catalog # AT2099a

### **Specification**

---

#### **FOXO1A Antibody (monoclonal) (M02) - Product Information**

Application	IF, WB, E
Primary Accession	<a href="#">Q12778</a>
Other Accession	<a href="#">NM_002015</a>
Reactivity	Human
Host	Mouse
Clonality	Monoclonal
Isotype	IgG2a Kappa
Calculated MW	69662

#### **FOXO1A Antibody (monoclonal) (M02) - Additional Information**

**Gene ID** 2308

##### **Other Names**

Forkhead box protein O1, Forkhead box protein O1A, Forkhead in rhabdomyosarcoma, FOXO1, FKHR, FOXO1A

##### **Target/Specificity**

FOXO1A (NP\_002006, 556 a.a. ~ 655 a.a) partial recombinant protein with GST tag. MW of the GST tag alone is 26 KDa.

##### **Dilution**

WB ~ 1:500 ~ 1000

##### **Format**

Clear, colorless solution in phosphate buffered saline, pH 7.2 .

##### **Storage**

Store at -20°C or lower. Aliquot to avoid repeated freezing and thawing.

##### **Precautions**

FOXO1A Antibody (monoclonal) (M02) is for research use only and not for use in diagnostic or therapeutic procedures.

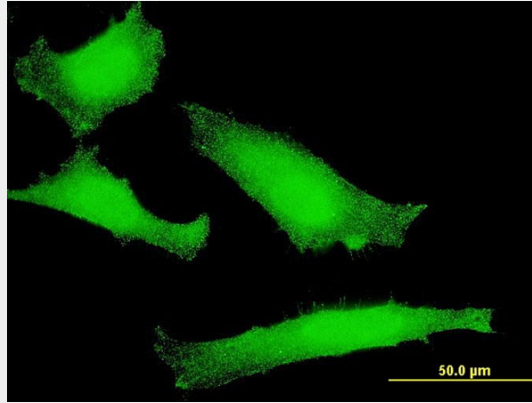
#### **FOXO1A Antibody (monoclonal) (M02) - Protocols**

Provided below are standard protocols that you may find useful for product applications.

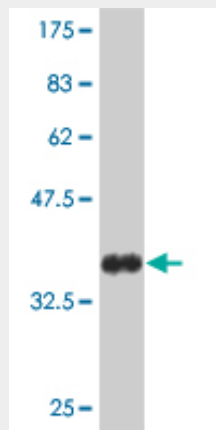
- [Western Blot](#)
- [Blocking Peptides](#)
- [Dot Blot](#)

- [Immunohistochemistry](#)
- [Immunofluorescence](#)
- [Immunoprecipitation](#)
- [Flow Cytometry](#)
- [Cell Culture](#)

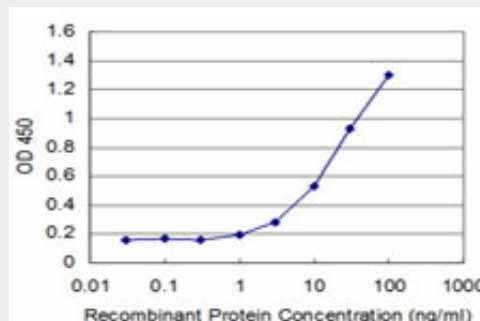
### FOXO1A Antibody (monoclonal) (M02) - Images



Immunofluorescence of monoclonal antibody to FOXO1 on HeLa cell . [antibody concentration 10 ug/ml]



Antibody Reactive Against Recombinant Protein. Western Blot detection against Immunogen (36.74 KDa) .



Detection limit for recombinant GST tagged FOXO1A is approximately 1ng/ml as a capture antibody.

### FOXO1A Antibody (monoclonal) (M02) - Background

This gene belongs to the forkhead family of transcription factors which are characterized by a distinct forkhead domain. The specific function of this gene has not yet been determined; however, it may play a role in myogenic growth and differentiation. Translocation of this gene with PAX3 has been associated with alveolar rhabdomyosarcoma.

#### **FOXO1A Antibody (monoclonal) (M02) - References**

COMMON VARIANTS IN 40 GENES ASSESSED FOR DIABETES INCIDENCE AND RESPONSE TO METFORMIN AND LIFESTYLE INTERVENTIONS IN THE DIABETES PREVENTION PROGRAM. Jablonski KA, et al. Diabetes, 2010 Aug 3. PMID 20682687. Cytosolic FoxO1 is essential for the induction of autophagy and tumour suppressor activity. Zhao Y, et al. Nat Cell Biol, 2010 Jul. PMID 20543840. FoxOs inhibit mTORC1 and activate Akt by inducing the expression of Sestrin3 and Rictor. Chen CC, et al. Dev Cell, 2010 Apr 20. PMID 20412774. Hepatitis C virus differentially modulates activation of forkhead transcription factors and insulin-induced metabolic gene expression. Banerjee A, et al. J Virol, 2010 Jun. PMID 20357092. Advanced glycation end-products affect transcription factors regulating insulin gene expression. Puddu A, et al. Biochem Biophys Res Commun, 2010 Apr 23. PMID 20353756.