

FOXF2 Antibody (monoclonal) (M04)

Mouse monoclonal antibody raised against a partial recombinant FOXF2.

Catalog # AT2093a

Specification

FOXF2 Antibody (monoclonal) (M04) - Product Information

Application	IF, WB, E
Primary Accession	Q12947
Other Accession	NM_001452
Reactivity	Human, Mouse
Host	mouse
Clonality	Monoclonal
Isotype	IgG2a Kappa
Calculated MW	45993

FOXF2 Antibody (monoclonal) (M04) - Additional Information

Gene ID 2295

Other Names

Forkhead box protein F2, Forkhead-related activator 2, FREAC-2, Forkhead-related protein FKHL6, Forkhead-related transcription factor 2, FOXF2, FKHL6, FREAC2

Target/Specificity

FOXF2 (NP_001443, 346 a.a. ~ 443 a.a) partial recombinant protein with GST tag. MW of the GST tag alone is 26 KDa.

Dilution

WB~~1:500~1000

Format

Clear, colorless solution in phosphate buffered saline, pH 7.2 .

Storage

Store at -20°C or lower. Aliquot to avoid repeated freezing and thawing.

Precautions

FOXF2 Antibody (monoclonal) (M04) is for research use only and not for use in diagnostic or therapeutic procedures.

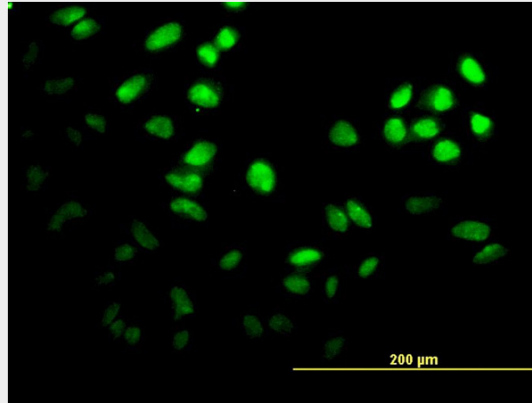
FOXF2 Antibody (monoclonal) (M04) - Protocols

Provided below are standard protocols that you may find useful for product applications.

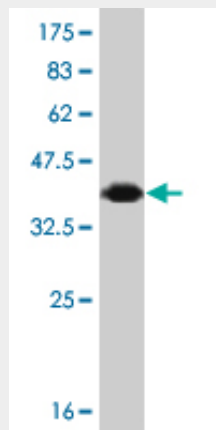
- [Western Blot](#)
- [Blocking Peptides](#)
- [Dot Blot](#)

- [Immunohistochemistry](#)
- [Immunofluorescence](#)
- [Immunoprecipitation](#)
- [Flow Cytometry](#)
- [Cell Culture](#)

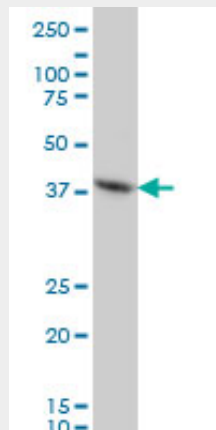
FOXF2 Antibody (monoclonal) (M04) - Images



Immunofluorescence of monoclonal antibody to FOXF2 on HeLa cell. [antibody concentration 10 ug/ml]

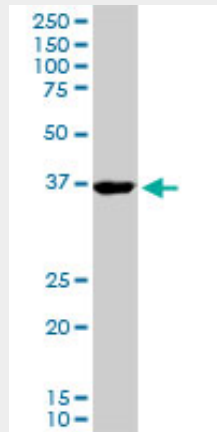


Antibody Reactive Against Recombinant Protein. Western Blot detection against Immunogen (36.89 KDa) .

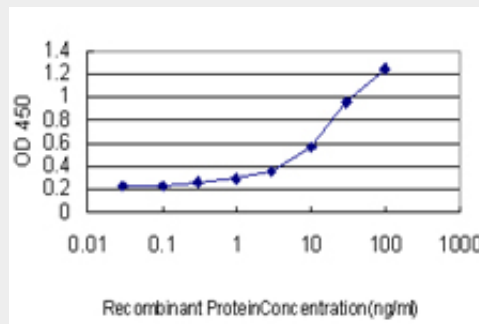


FOXF2 monoclonal antibody (M04), clone 2G10 Western Blot analysis of FOXF2 expression in

HeLa ((Cat # AT2093a)



FOXF2 monoclonal antibody (M04), clone 2G10. Western Blot analysis of FOXF2 expression in NIH/3T3 ((Cat # AT2093a)



Detection limit for recombinant GST tagged FOXF2 is approximately 0.3ng/ml as a capture antibody.

FOXF2 Antibody (monoclonal) (M04) - Background

FOXF2 encodes forkhead box F2, one of many human homologues of the *Drosophila melanogaster* transcription factor forkhead. FOXF2 is expressed in lung and placenta, and has been shown to transcriptionally activate several lung-specific genes.

FOXF2 Antibody (monoclonal) (M04) - References

1. MicroRNA-301 Mediates Proliferation and Invasion in Human Breast Cancer. Shi W, Gerster K, Alajez NM, Tsang J, Waldron L, Pintilie M, Hui AB, Sykes J, P'ng C, Miller N, McCready D, Fyles A, Liu FF. *Cancer Res.* 2011 Apr 15;71(8):2926-2937. Epub 2011 Mar 10.