

FOSL2 Antibody (monoclonal) (M01)

Mouse monoclonal antibody raised against a full length recombinant FOSL2.

Catalog # AT2080a

Specification

FOSL2 Antibody (monoclonal) (M01) - Product Information

Application	IF, WB, E
Primary Accession	P15408
Other Accession	BC008899
Reactivity	Human
Host	mouse
Clonality	Monoclonal
Isotype	IgG2b Kappa
Calculated MW	35193

FOSL2 Antibody (monoclonal) (M01) - Additional Information

Gene ID 2355

Other Names

Fos-related antigen 2, FRA-2, FOSL2, FRA2

Target/Specificity

FOSL2 (AAH08899, 1 a.a. ~ 122 a.a) full-length recombinant protein with GST tag. MW of the GST tag alone is 26 KDa.

Dilution

WB ~ ~1:500~1000

Format

Clear, colorless solution in phosphate buffered saline, pH 7.2 .

Storage

Store at -20°C or lower. Aliquot to avoid repeated freezing and thawing.

Precautions

FOSL2 Antibody (monoclonal) (M01) is for research use only and not for use in diagnostic or therapeutic procedures.

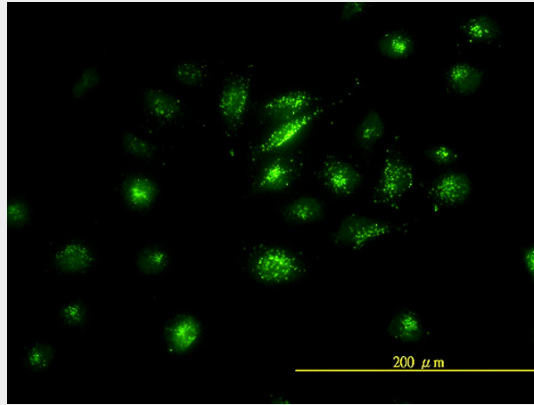
FOSL2 Antibody (monoclonal) (M01) - Protocols

Provided below are standard protocols that you may find useful for product applications.

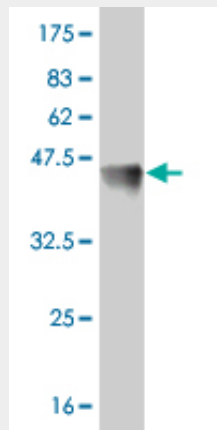
- [Western Blot](#)
- [Blocking Peptides](#)
- [Dot Blot](#)
- [Immunohistochemistry](#)

- [Immunofluorescence](#)
- [Immunoprecipitation](#)
- [Flow Cytometry](#)
- [Cell Culture](#)

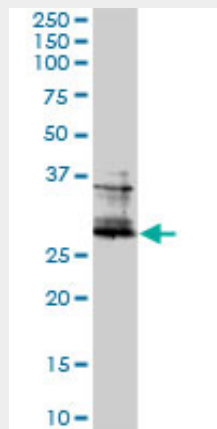
FOSL2 Antibody (monoclonal) (M01) - Images



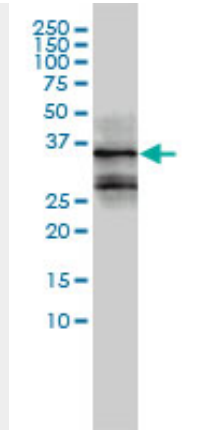
Immunofluorescence of monoclonal antibody to FOSL2 on HeLa cell. [antibody concentration 20 ug/ml]



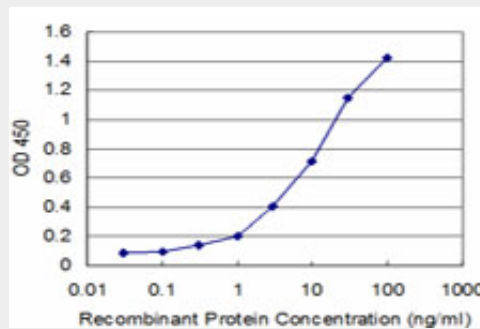
Antibody Reactive Against Recombinant Protein. Western Blot detection against Immunogen (39.16 KDa) .



FOSL2 monoclonal antibody (M01), clone 2B4-1C2. Western Blot analysis of FOSL2 expression in Jurkat ((Cat # AT2080a)



FOSL2 monoclonal antibody (M01), clone 2B4-1C2 Western Blot analysis of FOSL2 expression in MCF-7 ((Cat # AT2080a)



Detection limit for recombinant GST tagged FOSL2 is approximately 0.3ng/ml as a capture antibody.

FOSL2 Antibody (monoclonal) (M01) - Background

The Fos gene family consists of 4 members: FOS, FOSB, FOSL1, and FOSL2. These genes encode leucine zipper proteins that can dimerize with proteins of the JUN family, thereby forming the transcription factor complex AP-1. As such, the FOS proteins have been implicated as regulators of cell proliferation, differentiation, and transformation. [provided by RefSeq]