

FGF21 Antibody (monoclonal) (M01)

Mouse monoclonal antibody raised against a full length recombinant FGF21.

Catalog # AT2033a

Specification

FGF21 Antibody (monoclonal) (M01) - Product Information

Application	WB, IHC, E
Primary Accession	O9NSA1
Other Accession	BC018404
Reactivity	Human
Host	mouse
Clonality	Monoclonal
Isotype	IgG1 Kappa
Calculated MW	22300

FGF21 Antibody (monoclonal) (M01) - Additional Information

Gene ID 26291

Other Names

Fibroblast growth factor 21, FGF-21, FGF21

Target/Specificity

FGF21 (AAH18404, 30 a.a. ~ 209 a.a) full-length recombinant protein with GST tag. MW of the GST tag alone is 26 KDa.

Dilution

WB~~1:500~1000

Format

Clear, colorless solution in phosphate buffered saline, pH 7.2 .

Storage

Store at -20°C or lower. Aliquot to avoid repeated freezing and thawing.

Precautions

FGF21 Antibody (monoclonal) (M01) is for research use only and not for use in diagnostic or therapeutic procedures.

FGF21 Antibody (monoclonal) (M01) - Protocols

Provided below are standard protocols that you may find useful for product applications.

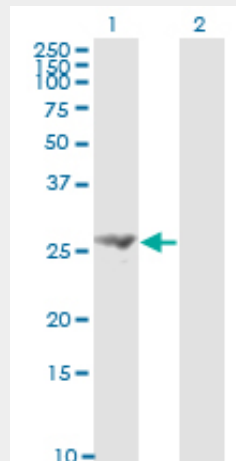
- [Western Blot](#)
- [Blocking Peptides](#)
- [Dot Blot](#)
- [Immunohistochemistry](#)

- [Immunofluorescence](#)
- [Immunoprecipitation](#)
- [Flow Cytometry](#)
- [Cell Culture](#)

FGF21 Antibody (monoclonal) (M01) - Images

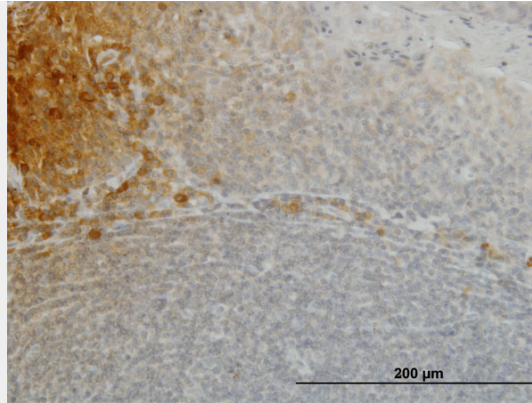


Antibody Reactive Against Recombinant Protein. Western Blot detection against Immunogen (45.54 KDa) .

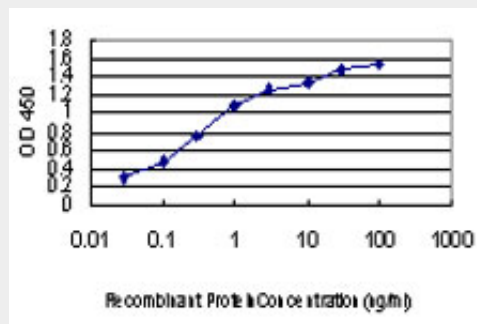


Western Blot analysis of FGF21 expression in transfected 293T cell line by FGF21 monoclonal antibody (M01), clone 2F11.

Lane 1: FGF21 transfected lysate(22.3 KDa).
Lane 2: Non-transfected lysate.



Immunoperoxidase of monoclonal antibody to FGF21 on formalin-fixed paraffin-embedded human tonsil. [antibody concentration 3 ug/ml]



Detection limit for recombinant GST tagged FGF21 is approximately 0.03ng/ml as a capture antibody.

FGF21 Antibody (monoclonal) (M01) - Background

The protein encoded by this gene is a member of the fibroblast growth factor (FGF) family. FGF family members possess broad mitogenic and cell survival activities and are involved in a variety of biological processes including embryonic development, cell growth, morphogenesis, tissue repair, tumor growth and invasion. The function of this growth factor has not yet been determined.

FGF21 Antibody (monoclonal) (M01) - References

FGF21 signalling pathway and metabolic traits - genetic association analysis. Kaess BM, et al. *Eur J Hum Genet*, 2010 Aug 18. PMID 20717167. Daily physical activity, fasting glucose, uric acid, and body mass index are independent factors associated with serum fibroblast growth factor 21 levels. Cuevas-Ramos D, et al. *Eur J Endocrinol*, 2010 Sep. PMID 20566587. Increased fibroblast growth factor 21 in obesity and nonalcoholic fatty liver disease. Dushay J, et al. *Gastroenterology*, 2010 Aug. PMID 20451522. Regulation of FGF21 expression and secretion by retinoic acid receptor-related orphan receptor alpha. Wang Y, et al. *J Biol Chem*, 2010 May 21. PMID 20332535. Fibroblast growth factor-21 may mediate growth hormone resistance in anorexia nervosa. Fazeli PK, et al. *J Clin Endocrinol Metab*, 2010 Jan. PMID 19926712.