

**EIF2AK2 Antibody (monoclonal) (M03)**

Mouse monoclonal antibody raised against a partial recombinant EIF2AK2.

Catalog # AT1872a

**Specification**

---

**EIF2AK2 Antibody (monoclonal) (M03) - Product Information**

Application	IF, WB, E
Primary Accession	<a href="#">P19525</a>
Other Accession	<a href="#">NM_002759</a>
Reactivity	Human
Host	mouse
Clonality	Monoclonal
Isotype	IgG
Calculated MW	62094

**EIF2AK2 Antibody (monoclonal) (M03) - Additional Information**

Gene ID 5610

**Other Names**

Interferon-induced, double-stranded RNA-activated protein kinase, Eukaryotic translation initiation factor 2-alpha kinase 2, eIF-2A protein kinase 2, Interferon-inducible RNA-dependent protein kinase, P1/eIF-2A protein kinase, Protein kinase RNA-activated, PKR, Protein kinase R, Tyrosine-protein kinase EIF2AK2, p68 kinase, EIF2AK2, PKR, PRKR

**Target/Specificity**

EIF2AK2 (NP\_002750, 1 a.a. ~ 100 a.a) partial recombinant protein with GST tag. MW of the GST tag alone is 26 KDa.

**Dilution**

WB~~1:500~1000

**Format**

Clear, colorless solution in phosphate buffered saline, pH 7.2 .

**Storage**

Store at -20°C or lower. Aliquot to avoid repeated freezing and thawing.

**Precautions**

EIF2AK2 Antibody (monoclonal) (M03) is for research use only and not for use in diagnostic or therapeutic procedures.

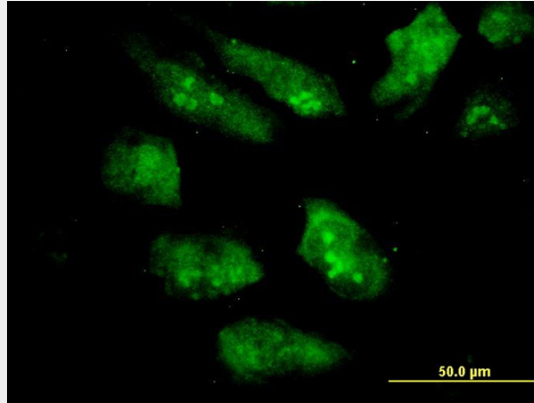
**EIF2AK2 Antibody (monoclonal) (M03) - Protocols**

Provided below are standard protocols that you may find useful for product applications.

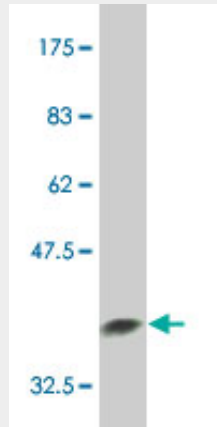
- [Western Blot](#)

- [Blocking Peptides](#)
- [Dot Blot](#)
- [Immunohistochemistry](#)
- [Immunofluorescence](#)
- [Immunoprecipitation](#)
- [Flow Cytometry](#)
- [Cell Culture](#)

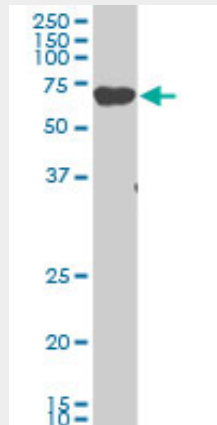
### EIF2AK2 Antibody (monoclonal) (M03) - Images



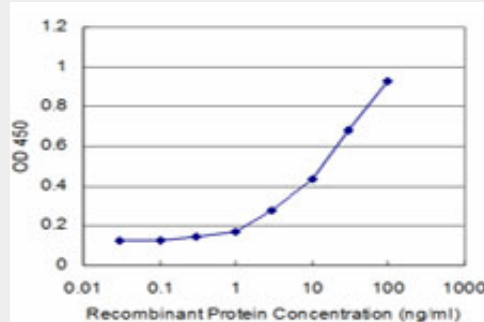
Immunofluorescence of monoclonal antibody to EIF2AK2 on HeLa cell. [antibody concentration 10 ug/ml]



Antibody Reactive Against Recombinant Protein. Western Blot detection against Immunogen (36.74 KDa) .



EIF2AK2 monoclonal antibody (M03), clone 2C2 Western Blot analysis of EIF2AK2 expression in Hela S3 NE ( (Cat # AT1872a )



Detection limit for recombinant GST tagged EIF2AK2 is approximately 0.3ng/ml as a capture antibody.

### EIF2AK2 Antibody (monoclonal) (M03) - References

Evaluation of candidate stromal epithelial cross-talk genes identifies association between risk of serous ovarian cancer and TERT, a cancer susceptibility hot-spot. Johnatty SE, et al. PLoS Genet, 2010 Jul 8. PMID 20628624. Dengue hemorrhagic fever is associated with polymorphisms in JAK1. Silva LK, et al. Eur J Hum Genet, 2010 Jun 30. PMID 20588308. Examination of genetic polymorphisms in newborns for signatures of sex-specific prenatal selection. Ucisik-Akkaya E, et al. Mol Hum Reprod, 2010 Oct. PMID 20587610. Hepatitis C virus controls interferon production through PKR activation. Arnaud N, et al. PLoS One, 2010 May 11. PMID 20485506. Regulation of PKR by HCV IRES RNA: importance of domain II and NS5A. Toroney R, et al. J Mol Biol, 2010 Jul 16. PMID 20447405.